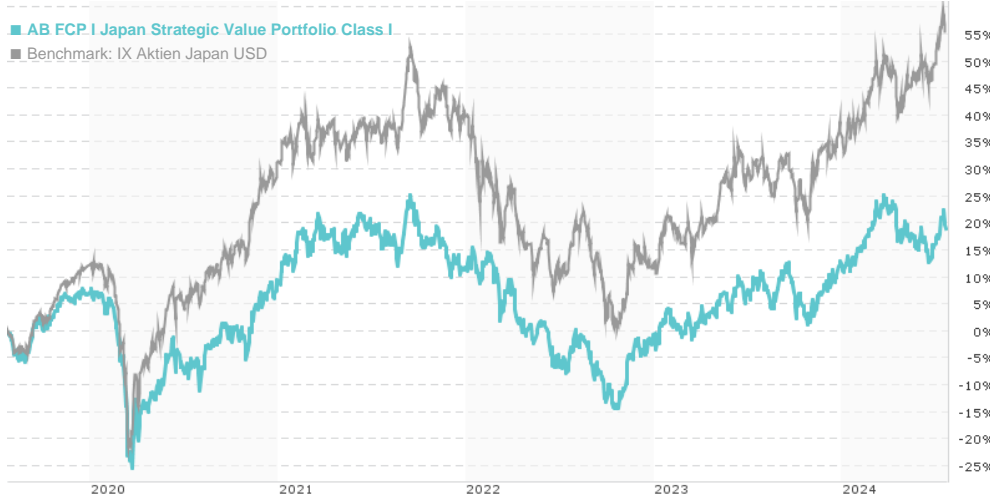


AB FCP I Japan Strategic Value Portfolio Class I / LU0239024358 / A0LBH6 / AllianceBernstein LU

Last 07/22/2024 ¹	Country	Branch	Type of yield	Type
122.14 USD	Japan	Mixed Sectors	reinvestment	Equity Fund



Risk key figures

SRI	1	2	3	4	5	6	7
Mountain-View Funds Rating ²							
EDA ³	78						

Yearly Performance

2023	+13.63%
2022	-10.89%
2021	+2.26%
2020	+1.63%
2019	+12.71%

Master data		Conditions		Other figures	
Fund type	Single fund	Issue surcharge	1.50%	Minimum investment	USD 1,000,000.00
Category	Equity	Planned administr. fee	0.00%	Savings plan	-
Sub category	Mixed Sectors	Deposit fees	0.00%	UCITS / OGAW	Yes
Fund domicile	Luxembourg	Redemption charge	0.00%	Performance fee	0.00%
Tranch volume	(07/22/2024) JPY 3.87 mill.	Ongoing charges	-	Redeployment fee	0.00%
Total volume	(07/22/2024) JPY 7,892.00 mill.	Dividends		Investment company	
Launch date	9/22/2006	AllianceBernstein LU			
KESt report funds	Yes	2-4, rue Eugene Ruppert, 2453, Luxembourg			
Business year start	01.09.	Luxembourg			
Sustainability type	-	https://www.alliancebernstein.com			
Fund manager	Atsushi Horikawa				

Performance	1M	6M	YTD	1Y	2Y	3Y	5Y	Since start
Performance	+4.72%	+4.71%	+5.40%	+9.69%	+22.52%	+2.80%	+19.97%	+43.27%
Performance p.a.	-	-	-	+9.72%	+10.67%	+0.92%	+3.70%	+2.04%
Sharpe ratio	5.28	0.41	0.44	0.41	0.45	-0.17	0.00	-0.08
Volatility	14.88%	14.39%	14.13%	14.71%	15.70%	16.06%	17.48%	20.92%
Worst month	-	-4.34%	-4.34%	-5.26%	-9.43%	-9.43%	-10.01%	-19.28%
Best month	-	4.00%	4.73%	6.10%	10.68%	10.68%	10.68%	13.73%
Maximum loss	-2.86%	-10.01%	-10.01%	-10.25%	-14.62%	-31.64%	-31.64%	-

Distribution permission

Austria, Germany, Switzerland, Luxembourg

¹ Important note on update status: The displayed date refers exclusively to the calculation of the NAV.

² The Mountain-View Data Fund Rating calculates a comparative ranking for funds using yield, volatility and trend data. For more information visit [MVD Funds Rating](#)

³ Displays the Ethical-Dynamical Ratio calculated according to standard criteria. The maximum value is 100. For more information visit [EDA](#)

AB FCP I Japan Strategic Value Portfolio Class I / LU0239024358 / A0LBH6 / AllianceBernstein LU

Investment strategy

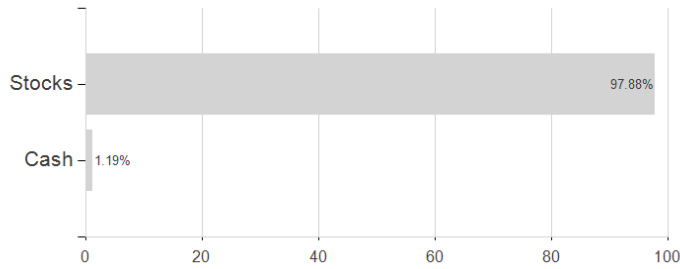
Employing a disciplined, bottom-up approach that combines fundamental research with proprietary quantitative tools to identify attractive investment opportunities, with an emphasis on valuation

Investment goal

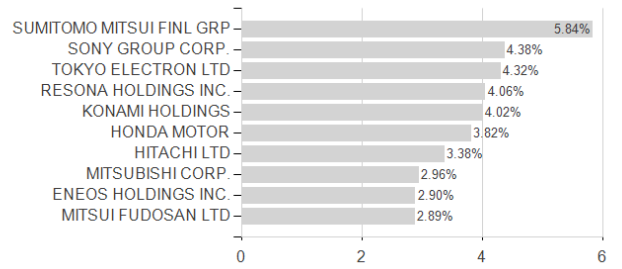
Seeks long-term capital growth by: - Investing primarily in Japanese stocks that offer compelling long-term return potential at attractive valuations - Taking a long-term perspective in order to capitalize on short-term market inefficiencies created by investors' overreaction to macroeconomic, industry, or companyspecific concern

Assessment Structure

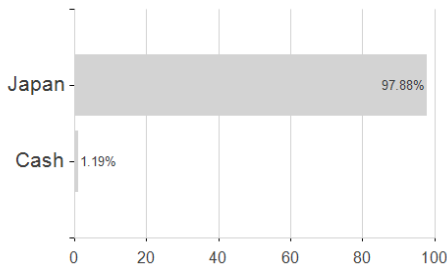
Assets



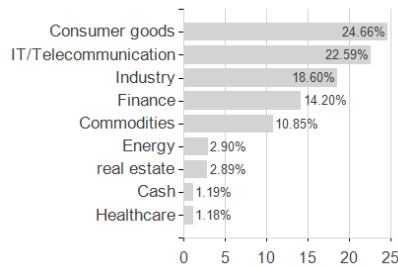
Largest positions



Countries



Branches



Currencies

