

HSBC GLOBAL INVESTMENT FUNDS - ASIA EX JAPAN EQUITY IC / LU0165193169 / 263209 / HSBC Inv. Funds (LU)

Last 10/03/2024 <sup>1</sup>	Region	Branch	Type of yield	Type
91.42 USD	Asia (excl. Japan)	Mixed Sectors	reinvestment	Equity Fund



Risk key figures

SRI	1	2	3	4	5	6	7	
Mountain-View Funds Rating <sup>2</sup>							EDA <sup>3</sup>	76

Yearly Performance

2023	+0.96%
2022	-26.58%
2021	-2.90%
2020	+28.02%
2019	+24.09%

Master data		Conditions		Other figures	
Fund type	Single fund	Issue surcharge	5.00%	Minimum investment	USD 1,000,000.00
Category	Equity	Planned administr. fee	0.00%	Savings plan	-
Sub category	Mixed Sectors	Deposit fees	0.00%	UCITS / OGAW	Yes
Fund domicile	Luxembourg	Redemption charge	0.00%	Performance fee	0.00%
Tranch volume	(10/02/2024) USD 24.87 mill.	Ongoing charges	-	Redeployment fee	0.00%
Total volume	(10/02/2024) USD 362.78 mill.	Dividends		Investment company	
Launch date	2/22/2006	HSBC Inv. Funds (LU)			
KESt report funds	Yes	18, Boulevard de Kockelscheuer, 1821, Luxembourg			
Business year start	01.04.	Luxembourg			
Sustainability type	-	www.assetmanagement.hsbc.lu			
Fund manager	Stanley Chen, Ruby Lau				

Performance	1M	6M	YTD	1Y	2Y	3Y	5Y	Since start
Performance	+9.50%	+18.58%	+24.61%	+33.93%	+44.22%	-7.10%	+31.77%	+132.98%
Performance p.a.	-	-	-	+33.82%	+20.06%	-2.43%	+5.67%	+4.84%
Sharpe ratio	11.53	2.21	1.93	1.94	0.90	-0.28	0.12	0.08
Volatility	17.21%	16.84%	15.90%	15.81%	18.82%	20.52%	21.09%	21.00%
Worst month	-	-1.84%	-3.83%	-3.83%	-9.81%	-14.10%	-14.42%	-20.87%
Best month	-	7.28%	7.28%	7.28%	23.06%	23.06%	23.06%	23.06%
Maximum loss	-2.70%	-11.43%	-11.43%	-11.43%	-17.78%	-45.41%	-51.80%	-

Distribution permission

Austria, Germany, Switzerland, Czech Republic

<sup>1</sup> Important note on update status: The displayed date refers exclusively to the calculation of the NAV.

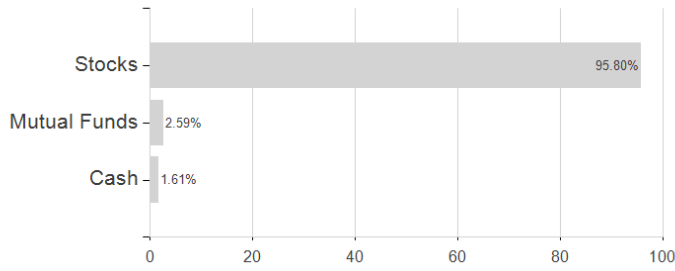
<sup>2</sup> The Mountain-View Data Fund Rating calculates a comparative ranking for funds using yield, volatility and trend data. For more information visit [MVD Funds Rating](#)

<sup>3</sup> Displays the Ethical-Dynamical Ratio calculated according to standard criteria. The maximum value is 100. For more information visit [EDA](#)


**HSBC GLOBAL INVESTMENT FUNDS - ASIA EX JAPAN EQUITY IC / LU0165193169 / 263209 / HSBC Inv. Funds (LU)**

Assessment Structure

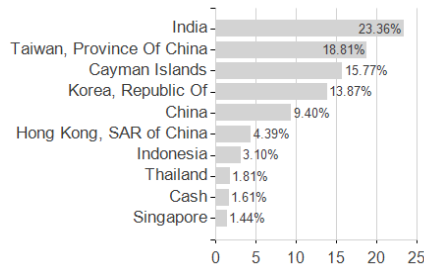
Assets



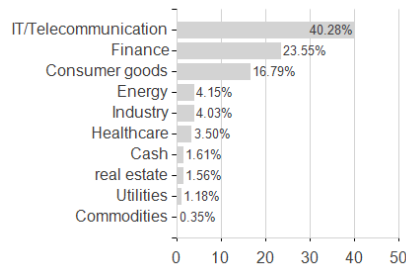
Largest positions



Countries



Branches



Currencies

