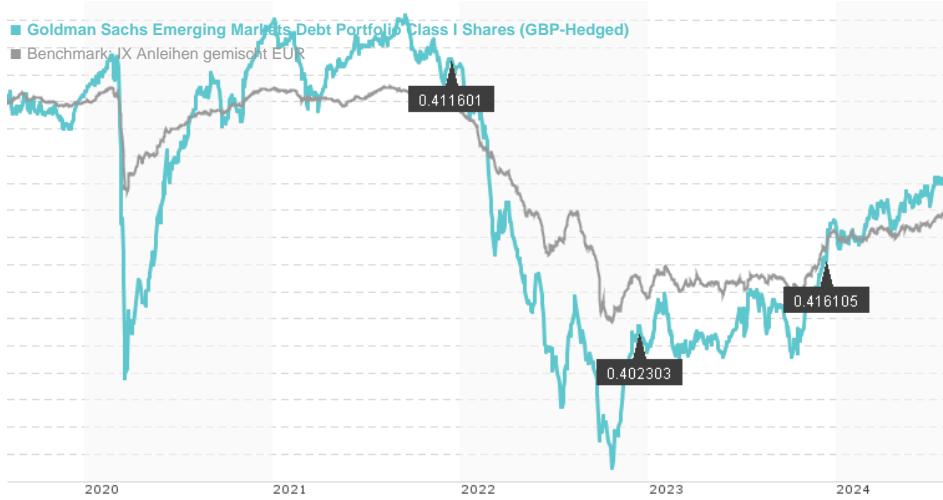


Goldman Sachs Emerging Markets Debt Portfolio Class I Shares (GBP-Hedged) / LU0237682595 / A0H0J4 / Goldman

Last 08/01/2024 <sup>1</sup>	Region	Branch	Type of yield	Type
8.11 GBP	Emerging Markets	Bonds: Mixed	paying dividend	Fixed-Income Fund



Risk key figures

SRI	1	2	3	4	5	6	7
Mountain-View Funds Rating <sup>2</sup>	EDA <sup>3</sup>						
	76						

Yearly Performance

2023	+11.83%
2022	-20.70%
2021	-2.85%
2020	+5.38%
2019	+12.22%

Master data		Conditions		Other figures	
Fund type	Single fund	Issue surcharge	0.00%	Minimum investment	GBP 1,000,000.00
Category	Bonds	Planned administr. fee	0.00%	Savings plan	-
Sub category	Bonds: Mixed	Deposit fees	0.00%	UCITS / OGAW	Yes
Fund domicile	Luxembourg	Redemption charge	0.00%	Performance fee	0.00%
Tranch volume	(08/01/2024) USD 1.42 mill.	Ongoing charges	-	Redeployment fee	0.00%
Total volume	(08/01/2024) USD 2,872.04 mill.	Dividends		Investment company	
Launch date	11/30/2005	11.12.2023	0.42 GBP	Goldman Sachs AM BV	
KEST report funds	Yes	12.12.2022	0.40 GBP	Schenkade 65, 2509, LL Den Haag	
Business year start	01.12.	13.12.2021	0.41 GBP	Netherlands	
Sustainability type	-	14.12.2020	0.45 GBP	www.gsam.com	
Fund manager	-	09.12.2019	0.60 GBP		

Performance	1M	6M	YTD	1Y	2Y	3Y	5Y	Since start
Performance	+2.40%	+4.65%	+3.97%	+10.42%	+13.86%	-9.04%	-5.37%	+105.41%
Performance p.a.	-	-	-	+10.39%	+6.71%	-3.11%	-1.10%	+4.14%
Sharpe ratio	5.52	1.05	0.58	0.95	0.35	-0.77	-0.51	0.07
Volatility	5.17%	5.60%	5.68%	7.11%	8.69%	8.76%	9.23%	7.51%
Worst month	-	-1.39%	-1.39%	-2.33%	-7.67%	-7.74%	-17.41%	-27.81%
Best month	-	2.06%	4.45%	4.51%	7.92%	7.92%	7.92%	8.50%
Maximum loss	-0.50%	-2.64%	-2.64%	-5.42%	-14.85%	-31.46%	-31.46%	-

Distribution permission

Austria, Germany, Switzerland, United Kingdom, Luxembourg

1 Important note on update status: The displayed date refers exclusively to the calculation of the NAV.

2 The Mountain-View Data Fund Rating calculates a comparative ranking for funds using yield, volatility and trend data. For more information visit [MVD Funds Rating](#)

3 Displays the Ethical-Dynamical Ratio calculated according to standard criteria. The maximum value is 100. For more information visit [EDA](#)

**Goldman Sachs Emerging Markets Debt Portfolio Class I Shares (GBP-Hedged) / LU0237682595 / A0H0J4 / Goldman**

**Investment strategy**

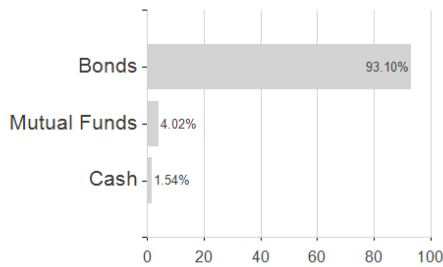
The Portfolio will mostly invest in fixed-income securities of any type of emerging country issuer. Where such issuers are companies they may either be based in or earn most of their profits or revenues from emerging markets. The Portfolio may also invest in fixed income securities where the issuer may be based anywhere in the world. The Portfolio will not invest more than 33% of its assets in other securities and instruments. Additionally, it will not invest more than 10% in convertibles (securities that can be converted into other types of securities). These convertibles may include contingent convertible bonds ("CoCos") of banks, finance and insurance companies which have a particular risk profile as set out below. The Portfolio may, under certain circumstances, have limited holdings in shares and similar instruments. The Portfolio may invest, up to 30%, in mainland China debt securities via the China Interbank Bond Market initiative. The Portfolio may invest up to one-tenth of its assets in equity or equity related securities. The Portfolio promotes environmental and/or social characteristics, however, does not commit to making any sustainable investments.

**Investment goal**

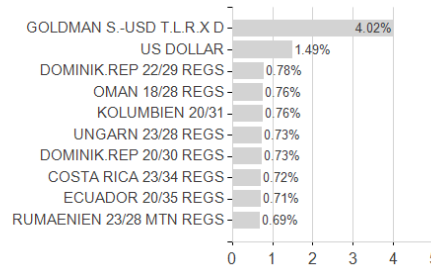
The Portfolio seeks to provide income and capital growth over the longer term.

**Assessment Structure**

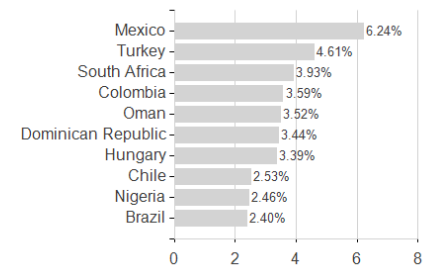
**Assets**



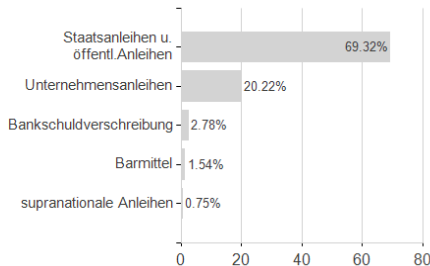
**Largest positions**



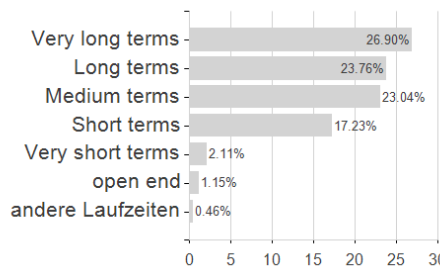
**Countries**



**Issuer**



**Duration**



**Currencies**

