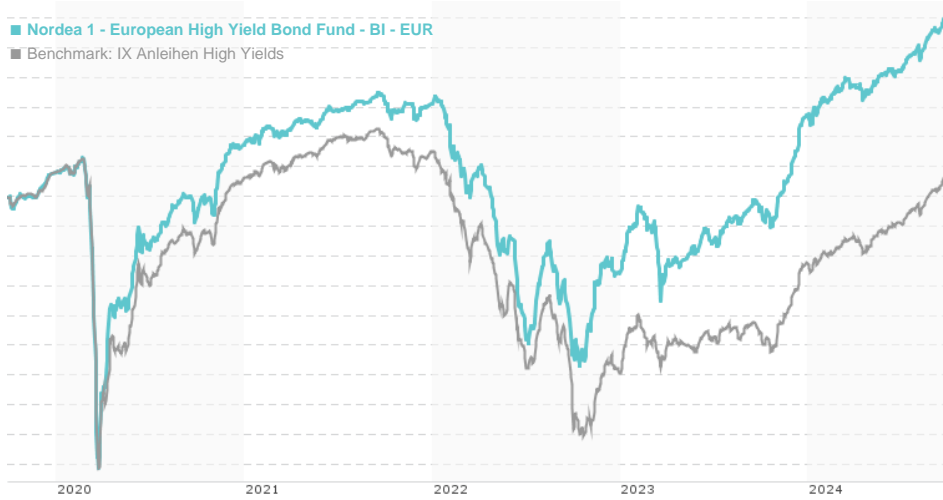


Nordea 1 - European High Yield Bond Fund - BI - EUR / LU0141799097 / 529936 / Nordea Inv. Funds

| | | | | |
|------------------------------|--------|-----------------|---------------|-------------------|
| Last 09/26/2024 ¹ | Region | Branch | Type of yield | Type |
| 42.48 EUR | Europe | Corporate Bonds | reinvestment | Fixed-Income Fund |



Risk key figures

| | | | | | | | |
|---|---|---|---|---|---|---|------------------|
| SRI | 1 | 2 | 3 | 4 | 5 | 6 | 7 |
| Mountain-View Funds Rating ² | | | | | | | EDA ³ |
| | | | | | | | 76 |

Yearly Performance

| | |
|------|---------|
| 2023 | +11.25% |
| 2022 | -10.75% |
| 2021 | +2.63% |
| 2020 | +1.87% |
| 2019 | +10.67% |

| Master data | | Conditions | | Other figures | |
|-------------|--|------------|--|---------------|--|
|-------------|--|------------|--|---------------|--|

| | | | | | |
|---------------------|---------------------------------|---------------------------------------|-------|---------------------------|---------------|
| Fund type | Single fund | Issue surcharge | 0.00% | Minimum investment | EUR 75,000.00 |
| Category | Bonds | Planned administr. fee | 0.00% | Savings plan | - |
| Sub category | Corporate Bonds | Deposit fees | 0.00% | UCITS / OGAW | Yes |
| Fund domicile | Luxembourg | Redemption charge | 0.00% | Performance fee | 0.00% |
| Tranch volume | (09/26/2024) EUR 1,269.16 mill. | Ongoing charges | - | Redeployment fee | 0.00% |
| Total volume | (09/26/2024) EUR 3,010.03 mill. | Dividends | | Investment company | |
| Launch date | 1/18/2002 | Nordea Inv. Funds | | | |
| KESt report funds | Yes | 562, Rue de Neudorf, 2017, Luxembourg | | | |
| Business year start | 01.01. | Luxembourg | | | |
| Sustainability type | - | https://www.nordea.lu | | | |
| Fund manager | Sandro Näf, Torben Skødeberg | | | | |

| Performance | 1M | 6M | YTD | 1Y | 2Y | 3Y | 5Y | Since start |
|------------------|--------|--------|--------|---------|---------|---------|---------|-------------|
| Performance | +1.12% | +4.44% | +6.39% | +12.88% | +23.57% | +5.16% | +12.33% | +324.84% |
| Performance p.a. | - | - | - | +12.85% | +11.15% | +1.69% | +2.35% | +6.58% |
| Sharpe ratio | 7.39 | 2.65 | 2.45 | 3.46 | 1.81 | -0.36 | -0.18 | 0.58 |
| Volatility | 1.51% | 2.12% | 2.20% | 2.74% | 4.29% | 4.75% | 5.67% | 5.47% |
| Worst month | - | -0.39% | -0.39% | -0.39% | -4.97% | -7.09% | -12.74% | -22.05% |
| Best month | - | 1.49% | 3.19% | 3.31% | 4.15% | 4.91% | 6.85% | 11.61% |
| Maximum loss | -0.24% | -1.04% | -1.37% | -1.47% | -6.44% | -17.02% | -20.34% | - |

Distribution permission

Austria, Germany, Switzerland, United Kingdom, Luxembourg, Czech Republic

¹ Important note on update status: The displayed date refers exclusively to the calculation of the NAV.

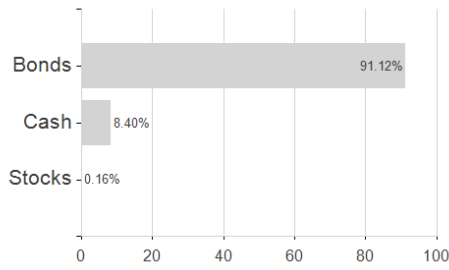
Nordea 1 - European High Yield Bond Fund - BI - EUR / LU0141799097 / 529936 / Nordea Inv. Funds

2 The Mountain-View Data Fund Rating calculates a comparative ranking for funds using yield, volatility and trend data. For more information visit [MVD Funds Rating](#)


3 Displays the Ethical-Dynamical Ratio calculated according to standard criteria. The maximum value is 100. For more information visit [EDA](#)

Assessment Structure

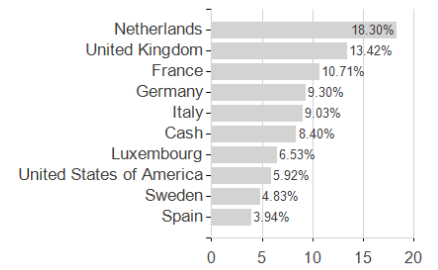
Assets



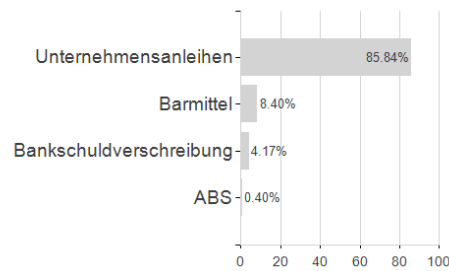
Largest positions



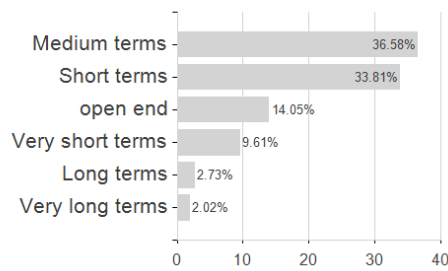
Countries



Issuer



Duration



Currencies

