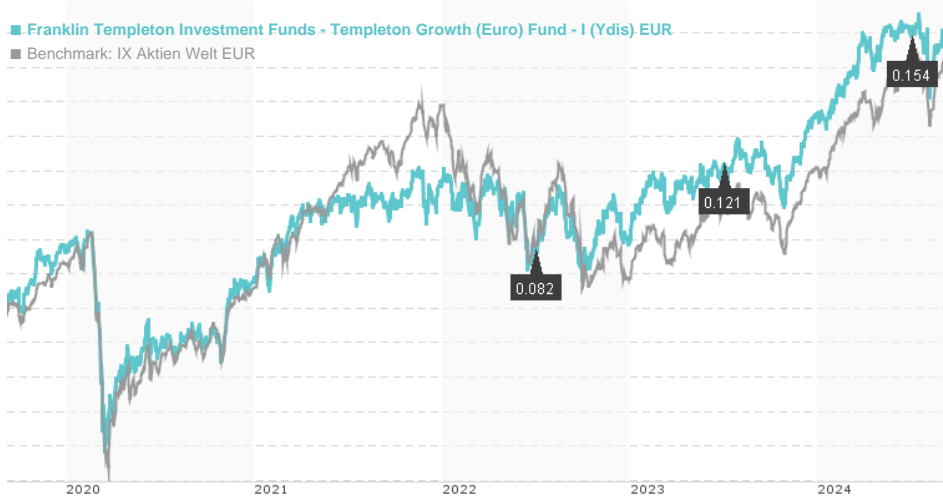


Franklin Templeton Investment Funds - Templeton Growth (Euro) Fund - I (Ydis) EUR / LU0211333702 / A0DQX4 /

Last 09/05/2024 <sup>1</sup>	Region	Branch	Type of yield	Type
20.36 EUR	Worldwide	Mixed Sectors	paying dividend	Equity Fund



Risk key figures

SRI	1	2	3	4	5	6	7
Mountain-View Funds Rating <sup>2</sup>	EDA <sup>3</sup>						
	54						

Yearly Performance

2023	+17.13%
2022	-7.07%
2021	+12.61%
2020	-3.37%
2019	+16.93%

Master data		Conditions		Other figures	
Fund type	Single fund	Issue surcharge	0.00%	Minimum investment	USD 5,000,000.00
Category	Equity	Planned administr. fee	0.00%	Savings plan	-
Sub category	Mixed Sectors	Deposit fees	0.14%	UCITS / OGAW	Yes
Fund domicile	Luxembourg	Redemption charge	0.00%	Performance fee	0.00%
Tranch volume	(07/31/2024) EUR 0.072 mill.	Ongoing charges	-	Redeployment fee	0.00%
Total volume	(07/31/2024) EUR 8,268.44 mill.	Dividends		Investment company	
Launch date	2/28/2005	01.07.2024	0.15 EUR	Franklin Templeton	
KESr report funds	Yes	03.07.2023	0.12 EUR	Schottenring 16, 2.OG, 1010, Wien	
Business year start	01.07.	01.07.2022	0.08 EUR	Austria	
Sustainability type	-	01.07.2021	0.06 EUR	https://www.franklintempleton.at	
Fund manager	Peter Moeschler, Warren Pustam, Peter Sartori, Christopher Peel	01.07.2020	0.26 EUR		

Performance	1M	6M	YTD	1Y	2Y	3Y	5Y	Since start
Performance	+4.46%	+1.99%	+6.38%	+11.11%	+22.90%	+16.90%	+38.24%	+160.47%
Performance p.a.	-	-	-	+11.08%	+10.84%	+5.34%	+6.68%	+5.02%
Sharpe ratio	4.07	0.05	0.56	0.73	0.66	0.15	0.21	0.10
Volatility	15.69%	11.46%	10.90%	10.48%	11.24%	13.05%	15.42%	15.77%
Worst month	-	-2.82%	-2.82%	-2.82%	-6.12%	-7.53%	-13.20%	-13.20%
Best month	-	4.98%	4.98%	5.19%	7.56%	7.56%	10.10%	10.88%
Maximum loss	-2.82%	-8.50%	-8.50%	-8.50%	-8.70%	-13.75%	-28.74%	-

Distribution permission

Austria, Germany, Switzerland, United Kingdom, Czech Republic

1 Important note on update status: The displayed date refers exclusively to the calculation of the NAV.

2 The Mountain-View Data Fund Rating calculates a comparative ranking for funds using yield, volatility and trend data. For more information visit [MVD Funds Rating](#)

3 Displays the Ethical-Dynamical Ratio calculated according to standard criteria. The maximum value is 100. For more information visit [EDA](#)

**Franklin Templeton Investment Funds - Templeton Growth (Euro) Fund - I (Ydis) EUR / LU0211333702 / A0DQX4 /**

**Investment strategy**

The Fund pursues an actively managed investment strategy and invests mainly in: - equity and equity-related securities issued by companies of any size located in any country, including emerging markets The Fund can invest to a lesser extent in: - derivatives for hedging and efficient portfolio management - structured products (such as equity-linked notes) The investment team uses in-depth analysis to select individual equity securities that it believes are undervalued, based on such factors as their expected long-term earnings and the value of their business assets. Benchmarks: MSCI All Country World Index-NR (used for performance comparison purposes - neither used as a constraint on how the Fund's portfolio is to be constructed nor set as a target for the Fund's performance to beat) and MSCI ACWI Investable Market Index-NR (used as a proxy for the universe, for the purpose of the ESG rating comparison). The Fund is not obliged to hold any of the benchmarks constituents and may significantly depart from the composition of these benchmarks.

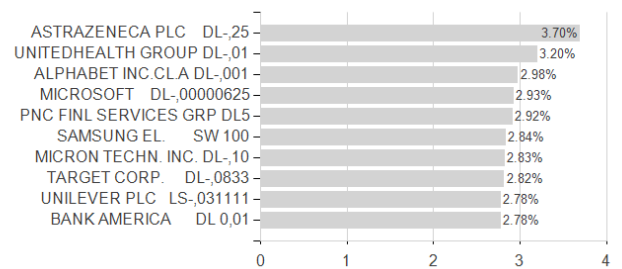
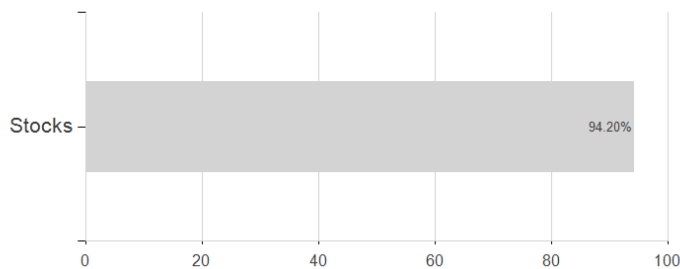
**Investment goal**

The Fund is classified as Article 8 under EU Sustainable Finance Disclosure Regulation and aims to increase the value of its investments over the medium to long term.

**Assessment Structure**

**Assets**

**Largest positions**



**Countries**

**Branches**

**Currencies**

