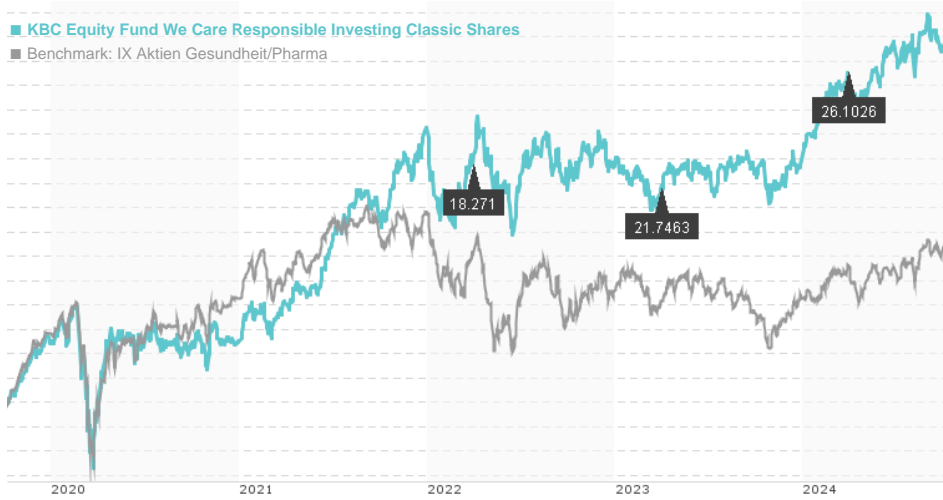


**KBC Equity Fund We Care Responsible Investing Classic Shares / BE0166585365 / A0DQBE / KBC AM NV**

Last 10/04/2024 <sup>1</sup>	Region	Branch	Type of yield	Type
2096.52 EUR	Worldwide	Sector Health / Pharma	paying dividend	Equity Fund



**Risk key figures**

SRI	1	2	3	4	5	6	7
Mountain-View Funds Rating <sup>2</sup>	EDA <sup>3</sup>						
	▲▲▲▲▲▲▲						

**Yearly Performance**

2023	+0.77%
2022	-5.06%
2021	+39.22%
2020	+0.03%
2019	+30.01%

Master data		Conditions		Other figures	
Fund type	Single fund	Issue surcharge	3.00%	Minimum investment	UNT 0
Category	Equity	Planned administr. fee	0.00%	Savings plan	-
Sub category	Sector Health / Pharma	Deposit fees	0.04%	UCITS / OGAW	Yes
Fund domicile	Belgium	Redemption charge	5.00%	Performance fee	0.00%
Tranch volume	(10/04/2024) EUR 153.53 mill.	Ongoing charges	-	Redeployment fee	0.00%
Total volume	-	Dividends		Investment company	
Launch date	2/27/1998	28.03.2024	26.10 EUR	KBC AM NV	
KESt report funds	No	31.03.2023	21.75 EUR	Havenlaan 2, 1080, Brüssel	
Business year start	01.01.	31.03.2022	18.27 EUR	Belgium	
Sustainability type	Ethics/ecology	31.03.2021	21.62 EUR	www.kbc.com/en/	
Fund manager	-	31.03.2020	22.32 EUR		

Performance	1M	6M	YTD	1Y	2Y	3Y	5Y	Since start
Performance	-2.70%	+6.53%	+15.48%	+18.04%	+16.76%	+27.05%	+70.45%	+431.28%
Performance p.a.	-	-	-	+17.99%	+8.05%	+8.30%	+11.24%	+6.48%
Sharpe ratio	-3.55	0.97	1.76	1.44	0.44	0.39	0.50	0.19
Volatility	8.89%	10.50%	10.05%	10.25%	10.85%	12.84%	16.11%	16.70%
Worst month	-	-3.82%	-3.82%	-3.82%	-4.53%	-8.91%	-8.91%	-12.15%
Best month	-	3.35%	4.99%	4.99%	6.82%	6.82%	11.33%	11.33%
Maximum loss	-3.24%	-5.02%	-5.02%	-5.84%	-10.53%	-15.29%	-28.06%	-

**Distribution permission**

Austria, Germany, Czech Republic

<sup>1</sup> Important note on update status: The displayed date refers exclusively to the calculation of the NAV.  
<sup>2</sup> The Mountain-View Data Fund Rating calculates a comparative ranking for funds using yield, volatility and trend data. For more information visit [MVD Funds Rating](#)  
<sup>3</sup> Displays the Ethical-Dynamical Ratio calculated according to standard criteria. The maximum value is 100. For more information visit [EDA](#)

**KBC Equity Fund We Care Responsible Investing Classic Shares / BE0166585365 / A0DQBE / KBC AM NV**

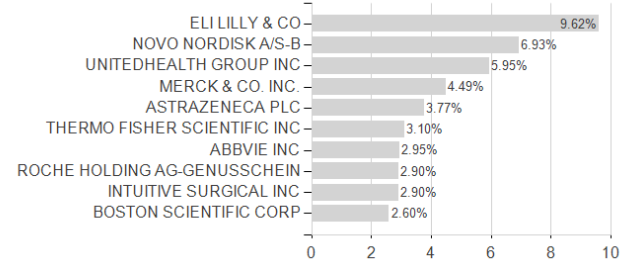
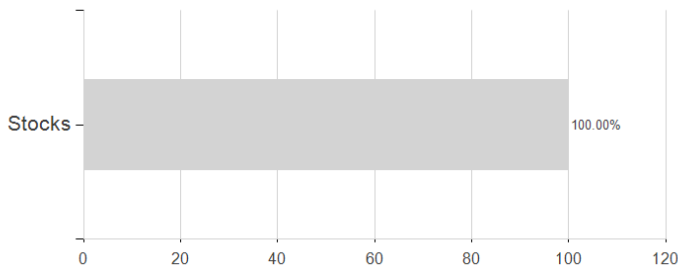
**Investment goal**

The sub-fund is actively managed and its object is to invest at least 75% of its assets in shares of companies in the pharmaceutical and health care sector that have the capacity for accelerated economic growth in the short or medium term.

**Assessment Structure**

**Assets**

**Largest positions**



**Countries**

**Branches**

**Currencies**

