

CMIG European Enhanced Equity / GB00B02GQQ30 / A0NG9F / CMI AM (LU)

Last 07/11/2024 <sup>1</sup>	Region	Branch	Type of yield	Type
12.96 EUR	Europe	Mixed Sectors	reinvestment	Equity Fund



Risk key figures

SRI 1 2 3 4 5 6 7

Mountain-View Funds Rating<sup>2</sup> EDA<sup>3</sup>



Yearly Performance

2023	+17.66%
2022	-13.84%
2021	+23.41%
2020	-0.27%
2019	+26.92%

Master data		Conditions		Other figures	
Fund type	Single fund	Issue surcharge	8.50%	Minimum investment	UNT 0
Category	Equity	Planned administr. fee	0.00%	Savings plan	-
Sub category	Mixed Sectors	Deposit fees	0.10%	UCITS / OGAW	-
Fund domicile	United Kingdom	Redemption charge	0.00%	Performance fee	0.00%
Tranch volume	-	Ongoing charges	-	Redeployment fee	0.00%
Total volume	-	<b>Dividends</b>		<b>Investment company</b>	
Launch date	7/23/2004	CMI AM (LU)			
KESt report funds	No	Im Breitspiel 2-4, 69126, Heidelberg			
Business year start	01.10.	Germany			
Sustainability type	-	https://www.clericalmedical.com			
Fund manager	Insight Investment Management				

Performance	1M	6M	YTD	1Y	2Y	3Y	5Y	Since start
Performance	-1.12%	+12.33%	+11.43%	+20.75%	+34.22%	+20.05%	+47.82%	+159.18%
Performance p.a.	-	-	-	+20.69%	+15.83%	+6.28%	+8.12%	+4.88%
Sharpe ratio	-1.26	1.95	1.68	1.48	0.91	0.17	0.25	0.06
Volatility	13.16%	11.58%	11.50%	11.55%	13.32%	14.89%	17.40%	19.77%
Worst month	-	-1.92%	-1.92%	-4.36%	-7.70%	-9.64%	-14.94%	-16.97%
Best month	-	4.36%	4.36%	7.35%	8.06%	8.06%	15.20%	17.26%
Maximum loss	-3.43%	-3.68%	-3.68%	-7.38%	-13.63%	-23.52%	-36.30%	-

<sup>1</sup> Important note on update status: The displayed date refers exclusively to the calculation of the NAV.

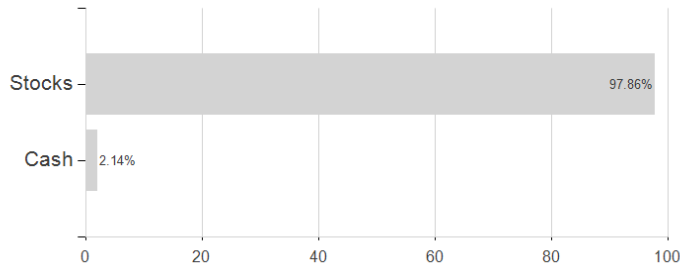
<sup>2</sup> The Mountain-View Data Fund Rating calculates a comparative ranking for funds using yield, volatility and trend data. For more information visit [MVD Funds Rating](#)

<sup>3</sup> Displays the Ethical-Dynamical Ratio calculated according to standard criteria. The maximum value is 100. For more information visit [EDA](#)

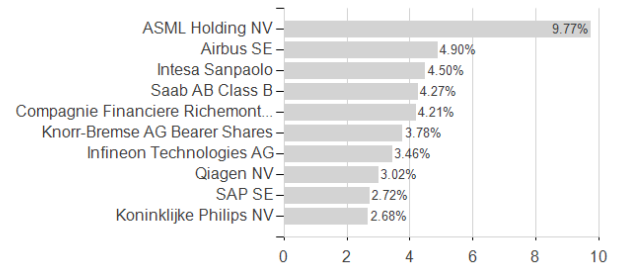
**CMIG European Enhanced Equity / GB00B02GQQ30 / A0NG9F / CMI AM (LU)**

Assessment Structure

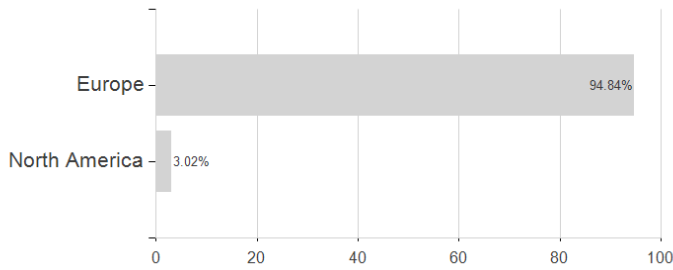
Assets



Largest positions



Countries



Branches

