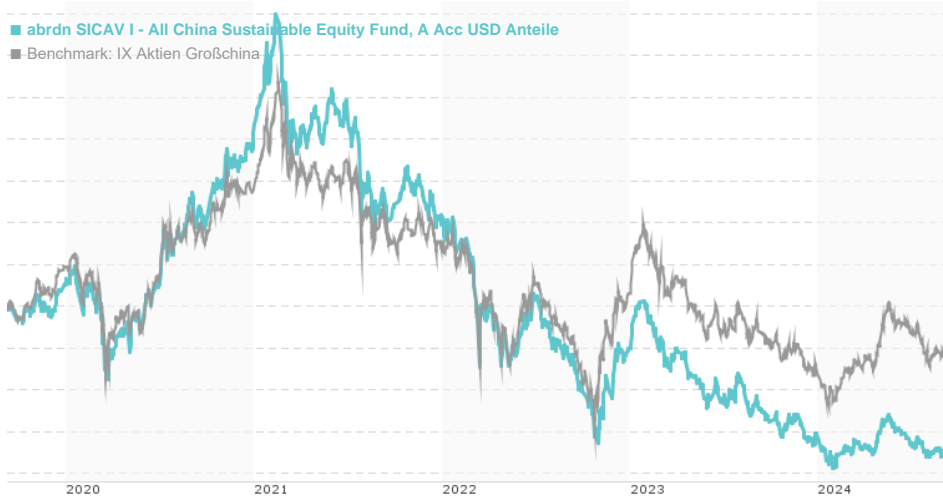


abrdn SICAV I - All China Sustainable Equity Fund, A Acc USD Anteile / LU0231483743 / A0HMN2 / abrdn Inv.(LU)

|                              |               |               |               |             |
|------------------------------|---------------|---------------|---------------|-------------|
| Last 09/06/2024 <sup>1</sup> | Region        | Branch        | Type of yield | Type        |
| 19.23 USD                    | Greater China | Mixed Sectors | reinvestment  | Equity Fund |



Risk key figures

|   |                  |   |   |   |   |   |   |
|---|------------------|---|---|---|---|---|---|
| SRI                                     | 1                | 2 | 3 | 4 | 5 | 6 | 7 |
| Mountain-View Funds Rating <sup>2</sup> | EDA <sup>3</sup> |   |   |   |   |   |   |
|   | 72               |   |   |   |   |   |   |

Yearly Performance

|      |         |
|------|---------|
| 2023 | -22.61% |
| 2022 | -25.98% |
| 2021 | -15.19% |
| 2020 | +36.39% |
| 2019 | +23.86% |

| Master data         |                               | Conditions                                    |       | Other figures             |              |
|---------------------|-------------------------------|---|-------|---------------------------|--------------|
| Fund type           | Single fund                   | Issue surcharge                               | 5.00% | Minimum investment        | USD 1,000.00 |
| Category            | Equity                        | Planned administr. fee                        | 0.00% | Savings plan              | -            |
| Sub category        | Mixed Sectors                 | Deposit fees                                  | 0.00% | UCITS / OGAW              | Yes          |
| Fund domicile       | Luxembourg                    | Redemption charge                             | 0.00% | Performance fee           | 0.00%        |
| Tranch volume       | (09/06/2024) USD 173.74 mill. | Ongoing charges                               | -     | Redeployment fee          | 0.00%        |
| Total volume        | (09/06/2024) USD 267.32 mill. | <b>Dividends</b>                              |       | <b>Investment company</b> |              |
| Launch date         | 4/27/1992                     | abrdn Inv.(LU)                                |       |                           |              |
| KESt report funds   | Yes                           | Avenue John F Kennedy 35a, L-1855, Luxembourg |       |                           |              |
| Business year start | 01.10.                        | Luxembourg                                    |       |                           |              |
| Sustainability type | Ethics/ecology                | www.abrdn.com/de-at                           |       |                           |              |
| Fund manager        | Asia Pacific Equity Team      |   |       |                           |              |

| Performance      | 1M     | 6M      | YTD     | 1Y      | 2Y      | 3Y      | 5Y      | Since start |
|------------------|--------|---------|---------|---------|---------|---------|---------|-------------|
| Performance      | +0.71% | -2.00%  | -7.59%  | -16.62% | -25.90% | -49.09% | -35.63% | +419.55%    |
| Performance p.a. | -      | -       | -       | -16.58% | -13.90% | -20.13% | -8.43%  | +5.51%      |
| Sharpe ratio     | 0.37   | -0.46   | -0.84   | -1.14   | -0.77   | -0.95   | -0.47   | 0.11        |
| Volatility       | 14.11% | 15.91%  | 17.26%  | 17.65%  | 22.51%  | 24.92%  | 25.12%  | 19.66%      |
| Worst month      | -      | -4.14%  | -11.86% | -11.86% | -15.74% | -15.74% | -15.74% | -25.54%     |
| Best month       | -      | 5.66%   | 7.89%   | 7.89%   | 24.28%  | 24.28%  | 24.28%  | 24.28%      |
| Maximum loss     | -3.27% | -13.81% | -13.81% | -20.75% | -39.48% | -54.07% | -63.89% | -           |

Distribution permission

Austria, Germany, Switzerland, United Kingdom, Czech Republic

<sup>1</sup> Important note on update status: The displayed date refers exclusively to the calculation of the NAV.

<sup>2</sup> The Mountain-View Data Fund Rating calculates a comparative ranking for funds using yield, volatility and trend data. For more information visit [MVD Funds Rating](#)

<sup>3</sup> Displays the Ethical-Dynamical Ratio calculated according to standard criteria. The maximum value is 100. For more information visit [EDA](#)

**abrdn SICAV I - All China Sustainable Equity Fund, A Acc USD Anteile / LU0231483743 / AOHMN2 / abrdn Inv.(LU)**

**Investment strategy**

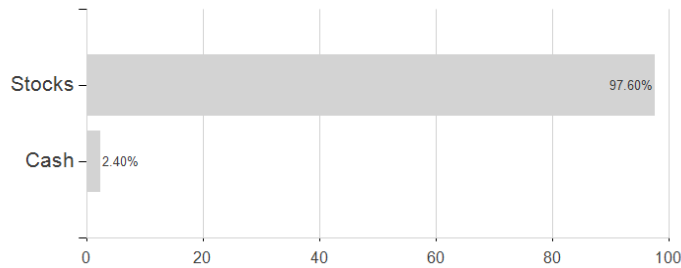
The Fund invests at least 90% in equities and equity related securities of companies listed, incorporated or domiciled in China, or having significant operations and/or exposure to China. The Fund may invest up to 100% of its net assets in Mainland China equity and equity-related securities, including through the Shanghai-Hong Kong and Shenzhen-Hong Kong Stock Connect programme or by any other available means, a 30% limit applies to QFI regime. All equity and equity-related securities will follow the Investment Approach.

**Investment goal**

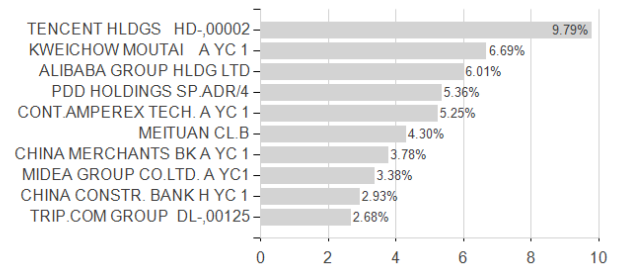
The Fund aims to achieve a combination of growth and income by investing in companies in China, which adhere to the abrdn All China Sustainable Equity Investment Approach (the "Investment Approach"). The Fund aims to outperform the MSCI China All Shares Index (USD) benchmark before charges.

**Assessment Structure**

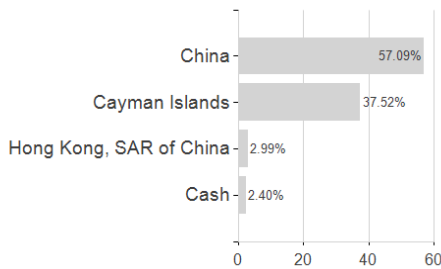
**Assets**



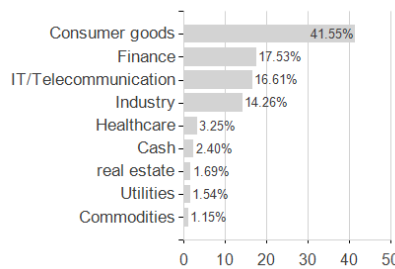
**Largest positions**



**Countries**



**Branches**



**Currencies**

