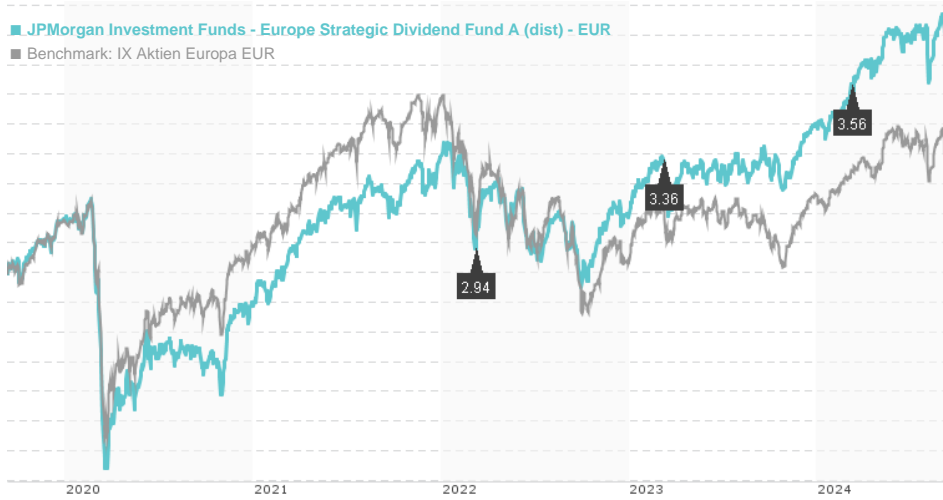


JPMorgan Investment Funds - Europe Strategic Dividend Fund A (dist) - EUR / LU0247987802 / A0JJ5S / JPMorgan

Last 09/09/2024 <sup>1</sup>	Region	Branch	Type of yield	Type
139.82 EUR	Europe	Mixed Sectors	paying dividend	Equity Fund



Risk key figures

SRI	1	2	3	4	5	6	7
Mountain-View Funds Rating <sup>2</sup>	EDA <sup>3</sup>						
	73						

Yearly Performance

2023	+14.41%
2022	-8.77%
2021	+26.70%
2020	-13.10%
2019	+19.88%

Master data		Conditions		Other figures	
Fund type	Single fund	Issue surcharge	5.00%	Minimum investment	USD 35,000.00
Category	Equity	Planned administr. fee	0.00%	Savings plan	-
Sub category	Mixed Sectors	Deposit fees	0.00%	UCITS / OGAW	Yes
Fund domicile	Luxembourg	Redemption charge	0.50%	Performance fee	0.00%
Tranch volume	(09/09/2024) EUR 21.91 mill.	Ongoing charges	-	Redeployment fee	0.00%
Total volume	(09/09/2024) EUR 525.33 mill.	Dividends		Investment company	
Launch date	5/15/2006	08.03.2024	3.56 EUR	JPMorgan AM (EU)	
KESt report funds	Yes	08.03.2023	3.36 EUR	PO Box 275, 2012, Luxembourg	
Business year start	01.01.	08.03.2022	2.94 EUR	Luxembourg	
Sustainability type	-	09.03.2021	1.48 EUR	https://www.jpmorganassetmanagement.de	
Fund manager	Michael Barakos, Thomas Buckingham, Mayur Patel	10.03.2020	3.26 EUR		

Performance	1M	6M	YTD	1Y	2Y	3Y	5Y	Since start
Performance	+3.21%	+7.23%	+12.02%	+18.32%	+31.57%	+23.88%	+40.75%	+120.77%
Performance p.a.	-	-	-	+18.38%	+14.68%	+7.39%	+7.07%	+4.41%
Sharpe ratio	5.25	0.98	1.34	1.43	0.96	0.29	0.21	0.06
Volatility	7.92%	11.76%	10.82%	10.47%	11.68%	13.63%	17.08%	16.49%
Worst month	-	-2.37%	-2.37%	-3.85%	-6.68%	-8.94%	-21.13%	-21.13%
Best month	-	4.75%	4.75%	5.65%	6.61%	6.61%	17.34%	18.13%
Maximum loss	-2.37%	-6.83%	-6.83%	-6.83%	-9.98%	-19.96%	-40.30%	-

Distribution permission

Austria, Germany, Switzerland, United Kingdom, Czech Republic

<sup>1</sup> Important note on update status: The displayed date refers exclusively to the calculation of the NAV.

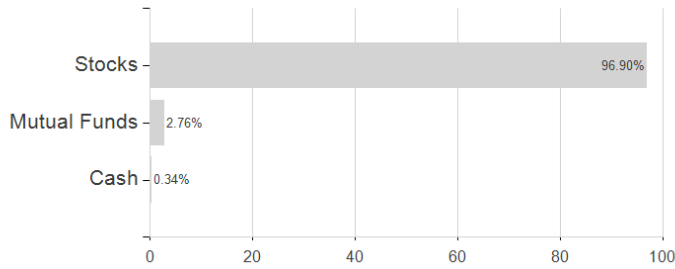
<sup>2</sup> The Mountain-View Data Fund Rating calculates a comparative ranking for funds using yield, volatility and trend data. For more information visit [MVD Funds Rating](#)

<sup>3</sup> Displays the Ethical-Dynamical Ratio calculated according to standard criteria. The maximum value is 100. For more information visit [EDA](#)

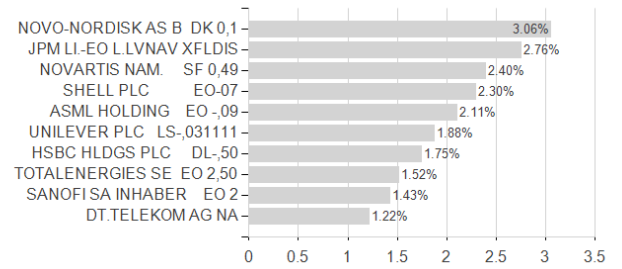
**JPMorgan Investment Funds - Europe Strategic Dividend Fund A (dist) - EUR / LU0247987802 / A0JJ5S / JPMorgan**

Assessment Structure

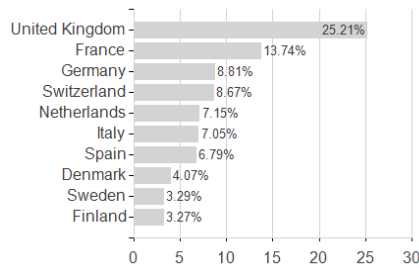
Assets



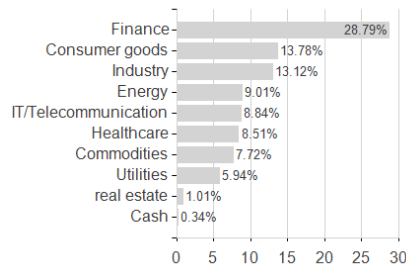
Largest positions



Countries



Branches



Currencies

