

AktivChance / DE000A0JEK49 / A0JEK4 / Universal-Investment

Last 07/22/2024 <sup>1</sup>	Region	Branch	Type of yield	Type
99.39 EUR	Worldwide	Mixed Sectors	reinvestment	Equity Fund



Risk key figures

SRI	1	2	3	4	5	6	7
Mountain-View Funds Rating <sup>2</sup>	EDA <sup>3</sup>						
	82						

Yearly Performance

2023	+19.99%
2022	-20.11%
2021	+23.60%
2020	+9.38%
2019	+24.63%

Master data		Conditions		Other figures	
Fund type	Single fund	Issue surcharge	4.00%	Minimum investment	UNT 0
Category	Equity	Planned administr. fee	0.00%	Savings plan	Yes
Sub category	Mixed Sectors	Deposit fees	0.10%	UCITS / OGAW	-
Fund domicile	Germany	Redemption charge	0.00%	Performance fee	0.00%
Tranch volume	(07/22/2024) EUR 49.57 mill.	Ongoing charges	-	Redeployment fee	0.00%
Total volume	(07/22/2024) EUR 49.57 mill.	Dividends		Investment company	
Launch date	5/2/2006	02.01.2018	0.13 EUR	Universal-Investment	
KESt report funds	No	01.03.2017	0.24 EUR	Theodor-Heuss-Allee 70, 60486, Frankfurt am Main	
Business year start	29.02.	01.03.2016	0.07 EUR	Germany	
Sustainability type	-	01.03.2010	0.01 EUR	https://www.universal-investment.com	
Fund manager	-	02.03.2009	0.09 EUR		

Performance	1M	6M	YTD	1Y	2Y	3Y	5Y	Since start
Performance	+0.53%	+10.84%	+12.09%	+15.91%	+29.74%	+15.68%	+55.05%	+101.61%
Performance p.a.	-	-	-	+15.95%	+13.88%	+4.97%	+9.16%	+3.92%
Sharpe ratio	0.38	1.87	1.91	1.19	0.79	0.08	0.31	0.01
Volatility	8.95%	10.30%	10.05%	10.33%	12.93%	15.04%	17.55%	15.46%
Worst month	-	-3.13%	-3.13%	-3.83%	-7.54%	-8.45%	-10.78%	-14.59%
Best month	-	4.51%	4.51%	7.86%	7.86%	7.86%	11.41%	11.41%
Maximum loss	-2.95%	-5.25%	-5.25%	-9.89%	-14.96%	-25.01%	-34.02%	-

Distribution permission

Germany

<sup>1</sup> Important note on update status: The displayed date refers exclusively to the calculation of the NAV.

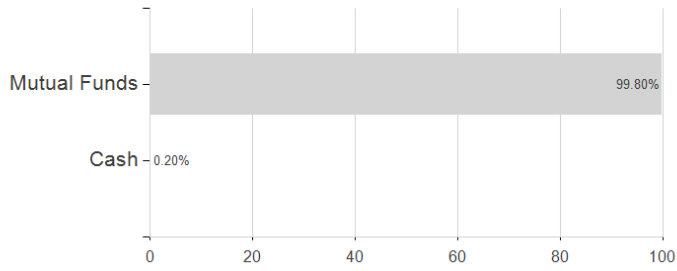
<sup>2</sup> The Mountain-View Data Fund Rating calculates a comparative ranking for funds using yield, volatility and trend data. For more information visit [MVD Funds Rating](#)

<sup>3</sup> Displays the Ethical-Dynamical Ratio calculated according to standard criteria. The maximum value is 100. For more information visit [EDA](#)

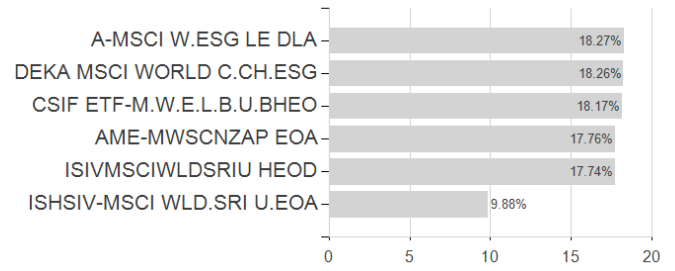
**AktivChance / DE000A0JEK49 / A0JEK4 / Universal-Investment**

Assessment Structure

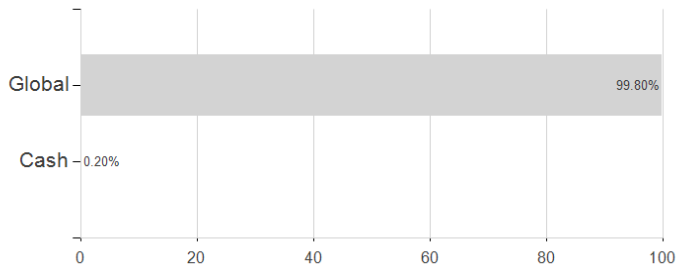
Assets



Largest positions



Countries



Branches

