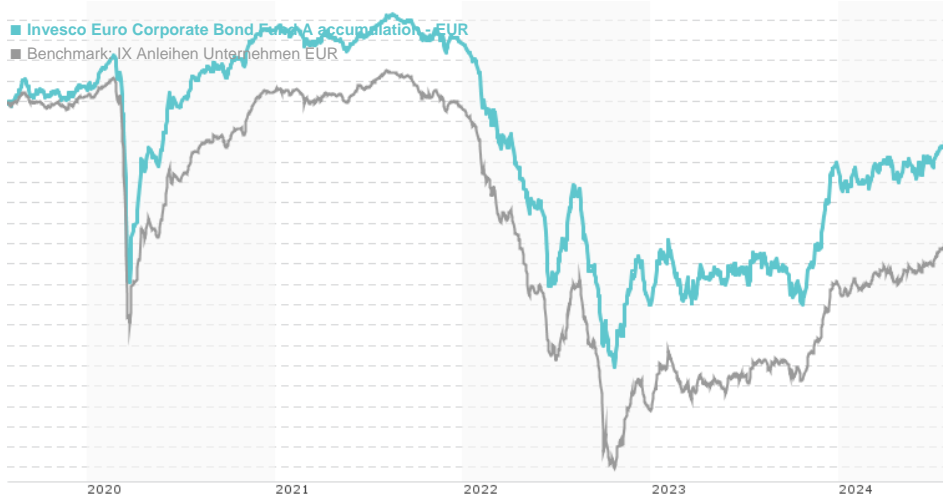


Invesco Euro Corporate Bond Fund A accumulation - EUR / LU0243957825 / A0J20H / Invesco Management

Last 07/29/2024 ¹	Region	Branch	Type of yield	Type
18.45 EUR	Worldwide	Corporate Bonds	reinvestment	Fixed-Income Fund



Risk key figures

SRI	1	2	3	4	5	6	7
Mountain-View Funds Rating ²	EDA ³						69

Yearly Performance

2023	+7.50%
2022	-12.46%
2021	-0.64%
2020	+2.94%
2019	+8.34%

Master data		Conditions		Other figures	
-------------	--	------------	--	---------------	--

Fund type	Single fund	Issue surcharge	5.00%	Minimum investment	EUR 1,000.00
Category	Bonds	Planned administr. fee	0.00%	Savings plan	-
Sub category	Corporate Bonds	Deposit fees	0.01%	UCITS / OGAW	Yes
Fund domicile	Luxembourg	Redemption charge	0.00%	Performance fee	0.00%
Tranch volume	(07/29/2024) EUR 714.54 mill.	Ongoing charges	-	Redeployment fee	0.00%
Total volume	(07/29/2024) EUR 3,277.28 mill.	Dividends		Investment company	
Launch date	3/31/2006	Invesco Management			
KEST report funds	Yes	An der Welle 5, 60322, Frankfurt am Main			
Business year start	29.02.	Germany			
Sustainability type	-	https://www.de.invesco.com			
Fund manager	Julien Eberhardt, Tom Hemmant				

Performance	1M	6M	YTD	1Y	2Y	3Y	5Y	Since start
Performance	+1.43%	+1.78%	+1.50%	+6.36%	+3.15%	-5.49%	-1.80%	+84.48%
Performance p.a.	-	-	-	+6.38%	+1.56%	-1.86%	-0.36%	+3.40%
Sharpe ratio	8.22	-0.03	-0.35	0.75	-0.48	-1.33	-1.02	-0.08
Volatility	2.03%	2.97%	3.01%	3.59%	4.43%	4.18%	3.96%	3.74%
Worst month	-	-0.91%	-0.91%	-1.22%	-4.33%	-4.33%	-7.27%	-7.27%
Best month	-	1.47%	3.17%	3.17%	4.39%	4.39%	4.39%	5.52%
Maximum loss	-0.12%	-1.25%	-1.25%	-2.73%	-9.34%	-16.62%	-16.62%	-

Distribution permission

Austria, Germany, Switzerland

¹ Important note on update status: The displayed date refers exclusively to the calculation of the NAV.

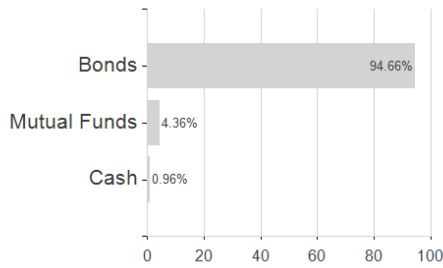
Invesco Euro Corporate Bond Fund A accumulation - EUR / LU0243957825 / A0J20H / Invesco Management

2 The Mountain-View Data Fund Rating calculates a comparative ranking for funds using yield, volatility and trend data. For more information visit [MVD Funds Rating](#)

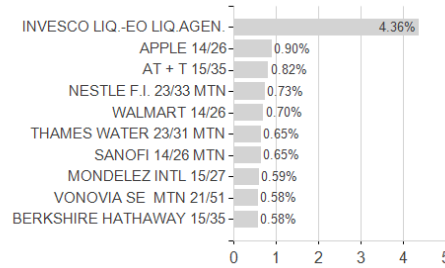
3 Displays the Ethical-Dynamical Ratio calculated according to standard criteria. The maximum value is 100. For more information visit [EDA](#)

Assessment Structure

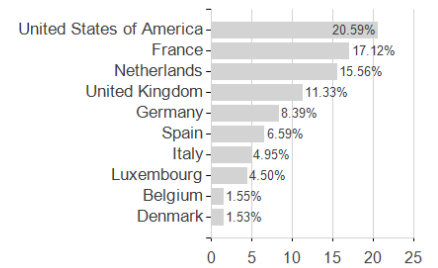
Assets



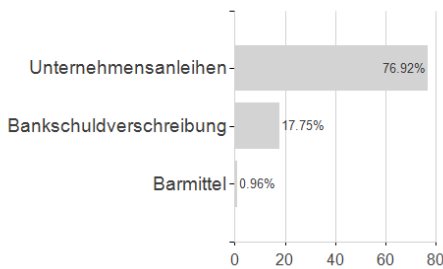
Largest positions



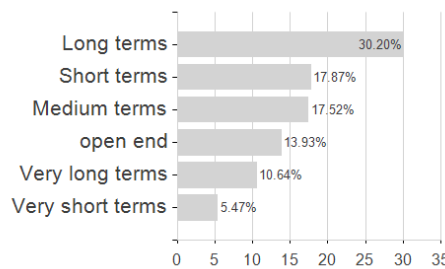
Countries



Issuer



Duration



Currencies

