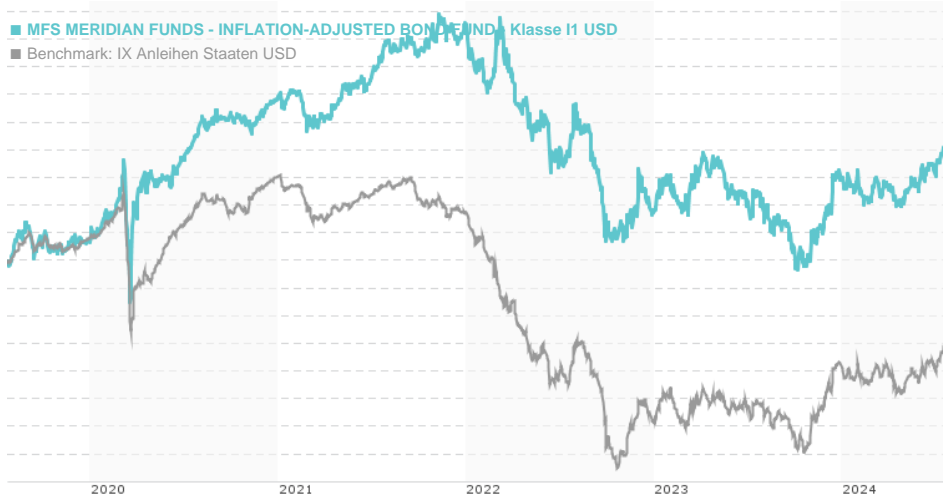


MFS MERIDIAN FUNDS - INFLATION-ADJUSTED BOND FUND - Klasse I1 USD / LU0219456174 / A0F49Z / MFS IM Co.

| | | | | |
|------------------------------|--------------------------|------------------|---------------|-------------------|
| Last 07/23/2024 ¹ | Country | Branch | Type of yield | Type |
| 164.66 USD | United States of America | Government Bonds | reinvestment | Fixed-Income Fund |



Risk key figures

| | | | | | | | |
|---|------------------|---|---|---|---|---|----|
| SRI | 1 | 2 | 3 | 4 | 5 | 6 | 7 |
| Mountain-View Funds Rating ² | EDA ³ | | | | | | 55 |

Yearly Performance

| | |
|------|---------|
| 2023 | +2.33% |
| 2022 | -11.65% |
| 2021 | +4.65% |
| 2020 | +10.40% |
| 2019 | +8.19% |

| Master data | | Conditions | | Other figures | |
|---------------------|--|-----------------------------------|-------|---------------------------|-------|
| Fund type | Single fund | Issue surcharge | 0.00% | Minimum investment | UNT 0 |
| Category | Bonds | Planned administr. fee | 0.00% | Savings plan | - |
| Sub category | Government Bonds | Deposit fees | 0.00% | UCITS / OGAW | Yes |
| Fund domicile | Luxembourg | Redemption charge | 0.00% | Performance fee | 0.00% |
| Tranch volume | (07/22/2024) USD 11.18 mill. | Ongoing charges | - | Redeployment fee | 0.00% |
| Total volume | (07/22/2024) USD 104.03 mill. | Dividends | | Investment company | |
| Launch date | 9/23/2005 | MFS IM Co. (LU) | | | |
| KESt report funds | Yes | One Carter Lane, EC4V 5ER, London | | | |
| Business year start | 01.02. | United Kingdom | | | |
| Sustainability type | - | https://www.mfs.com | | | |
| Fund manager | Geoffrey Schechter, Erik Weisman, Rob Hall | | | | |

| Performance | 1M | 6M | YTD | 1Y | 2Y | 3Y | 5Y | Since start |
|------------------|--------|--------|--------|--------|---------|---------|---------|-------------|
| Performance | +0.37% | +2.09% | +1.41% | +2.29% | -1.40% | -6.72% | +7.52% | +68.99% |
| Performance p.a. | - | - | - | +2.29% | -0.70% | -2.29% | +1.46% | +2.91% |
| Sharpe ratio | 0.25 | 0.11 | -0.24 | -0.22 | -0.62 | -0.87 | -0.35 | -0.13 |
| Volatility | 4.05% | 4.82% | 4.84% | 6.30% | 7.05% | 6.90% | 6.46% | 5.91% |
| Worst month | - | -1.51% | -1.51% | -2.26% | -6.22% | -6.22% | -6.22% | -8.85% |
| Best month | - | 1.67% | 2.80% | 3.06% | 4.17% | 4.17% | 4.17% | 5.84% |
| Maximum loss | -0.84% | -2.42% | -2.42% | -5.34% | -10.78% | -15.65% | -15.65% | - |

Distribution permission

Austria, Germany, Switzerland, United Kingdom

¹ Important note on update status: The displayed date refers exclusively to the calculation of the NAV.

² The Mountain-View Data Fund Rating calculates a comparative ranking for funds using yield, volatility and trend data. For more information visit [MVD Funds Rating](#)

³ Displays the Ethical-Dynamical Ratio calculated according to standard criteria. The maximum value is 100. For more information visit [EDA](#)

DISCLAIMER: The information on this page are for informational purposes only and should neither an offer to sell nor a solicitation for the purchase of the security or recommendation in favor of the security to be understood. baha GmbH assumes no liability despite thorough searches for the accuracy of the data.

Funds data from: www.mountain-view.com. Fact Sheet created by: www.baha.com

MFS MERIDIAN FUNDS - INFLATION-ADJUSTED BOND FUND - Klasse I1 USD / LU0219456174 / A0F49Z / MFS IM Co.

Investment strategy

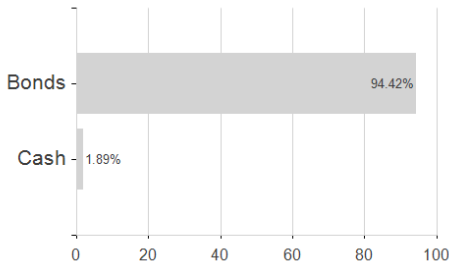
The fund invests primarily in U.S. Treasury inflation-adjusted debt instruments, but may also invest in (i) inflation-linked swaps, (ii) inflation-adjusted debt instruments issued by other U.S. and foreign government and corporate entities and (iii) non-inflation-adjusted debt instruments, including corporate bonds and securitized instruments. The Investment Manager may consider environmental, social and governance (ESG) factors in its fundamental analysis alongside other factors.

Investment goal

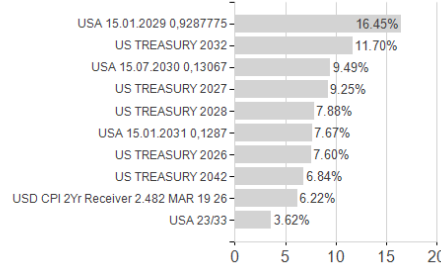
The fund's objective is total return that exceeds the rate of inflation as measured in the U.S. over the long term, measured in U.S. dollars.

Assessment Structure

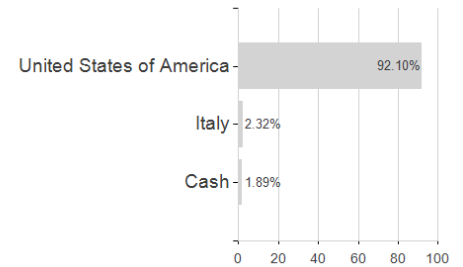
Assets



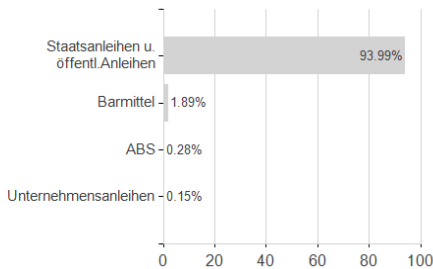
Largest positions



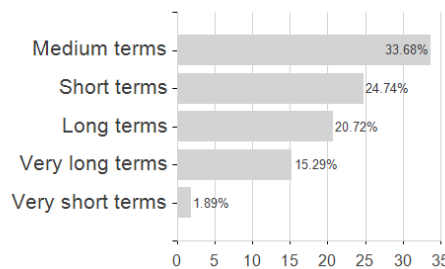
Countries



Issuer



Duration



Currencies

