

iShares NASDAQ-100® UCITS ETF (DE) / DE000A0F5UF5 / A0F5UF / BlackRock AM (DE)

Last 11/07/2024 <sup>1</sup>	Country	Branch	Type of yield	Type
205.20 USD	United States of America	ETF Stocks	paying dividend	Alternative Investm.



Risk key figures

SRI	1	2	3	4	5	6	7
Mountain-View Funds Rating <sup>2</sup>	EDA <sup>3</sup>						75

Yearly Performance

2023	+54.22%
2022	-33.21%
2021	+28.13%
2020	+47.92%
2019	+39.20%

Master data		Conditions		Other figures	
Fund type	Single fund	Issue surcharge	2.00%	Minimum investment	UNT 1
Category	Equity	Planned administr. fee	0.00%	Savings plan	Yes
Sub category	ETF Stocks	Deposit fees	0.00%	UCITS / OGAW	Yes
Fund domicile	Germany	Redemption charge	1.00%	Performance fee	0.00%
Tranch volume	-	Ongoing charges	-	Redeployment fee	0.00%
Total volume	(11/07/2024) USD 4,791.46 mill.	<b>Dividends</b>		<b>Investment company</b>	
Launch date	3/27/2006	17.06.2024	0.25 USD	BlackRock AM (DE)	
KESr report funds	Yes	15.03.2024	0.19 USD	Lenbachplatz 1, 80333, München	
Business year start	01.05.	15.12.2023	0.08 USD	Germany	
Sustainability type	-	15.06.2023	0.32 USD	https://www.blackrock.com	
Fund manager	BlackRock Asset Management Deutschland AG	15.03.2023	0.11 USD		

Performance	1M	6M	YTD	1Y	2Y	3Y	5Y	Since start
Performance	+6.56%	+16.79%	+25.66%	+38.30%	+93.26%	+30.21%	+160.08%	+1246.21%
Performance p.a.	-	-	-	+38.17%	+38.95%	+9.20%	+21.04%	+14.98%
Sharpe ratio	6.02	1.74	1.55	2.04	1.88	0.26	0.71	0.56
Volatility	17.99%	18.99%	17.99%	17.27%	19.11%	23.66%	25.44%	21.15%
Worst month	-	-1.63%	-4.46%	-4.46%	-9.05%	-13.37%	-13.37%	-17.08%
Best month	-	6.33%	6.33%	10.74%	10.74%	12.56%	15.18%	15.18%
Maximum loss	-3.21%	-13.59%	-13.59%	-13.59%	-13.59%	-35.37%	-35.37%	-

Distribution permission

Austria, Germany, Czech Republic

<sup>1</sup> Important note on update status: The displayed date refers exclusively to the calculation of the NAV.  
<sup>2</sup> The Mountain-View Data Fund Rating calculates a comparative ranking for funds using yield, volatility and trend data. For more information visit [MVD Funds Rating](#)  
<sup>3</sup> Displays the Ethical-Dynamical Ratio calculated according to standard criteria. The maximum value is 100. For more information visit [EDA](#)

**iShares NASDAQ-100® UCITS ETF (DE) / DE000A0F5UF5 / A0F5UF / BlackRock AM (DE)**

**Investment strategy**

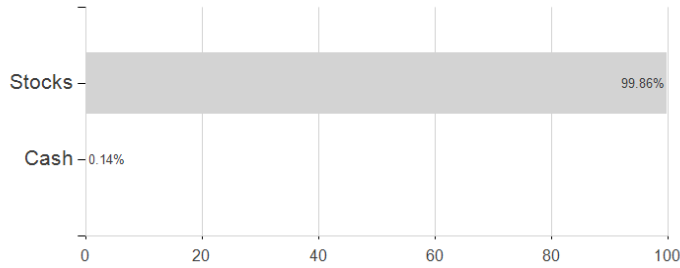
The Index measures the performance of the 100 by free float market capitalisation largest non-financial securities listed on The NASDAQ Stock Market®. The components are weighted by modified market capitalisation with a cap at 24%. Modified market capitalisation is the market value of a company's readily available outstanding shares. The Index is reviewed and rebalanced quarterly. The Fund mostly invests in equities in order to achieve the investment objective. The proportion of assets in the Fund which matches the weighting of the Index (duplication percentage) is at least 95% of the Fund's assets.

**Investment goal**

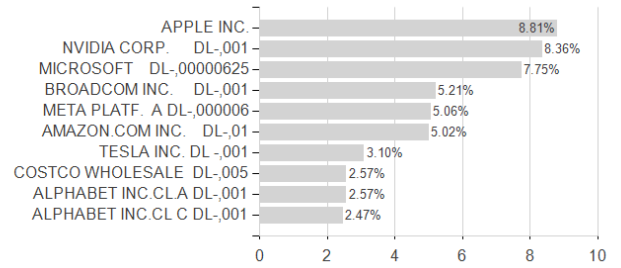
iShares NASDAQ-100® UCITS ETF (DE) (the "Fund") is a passively managed exchange traded fund (ETF) that aims to track the performance of the NASDAQ-100® (Price Index) as closely as possible. In this regard, it aims to replicate the benchmark (Index).

**Assessment Structure**

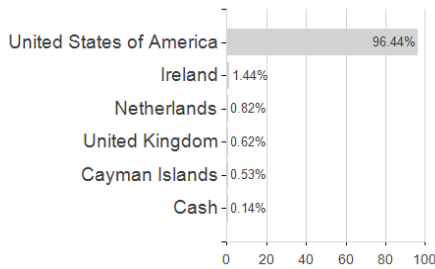
**Assets**



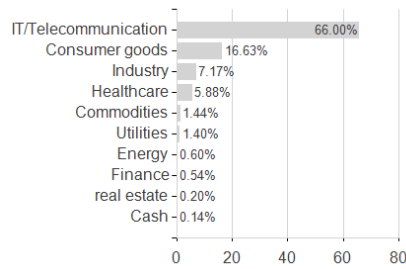
**Largest positions**



**Countries**



**Branches**



**Currencies**

