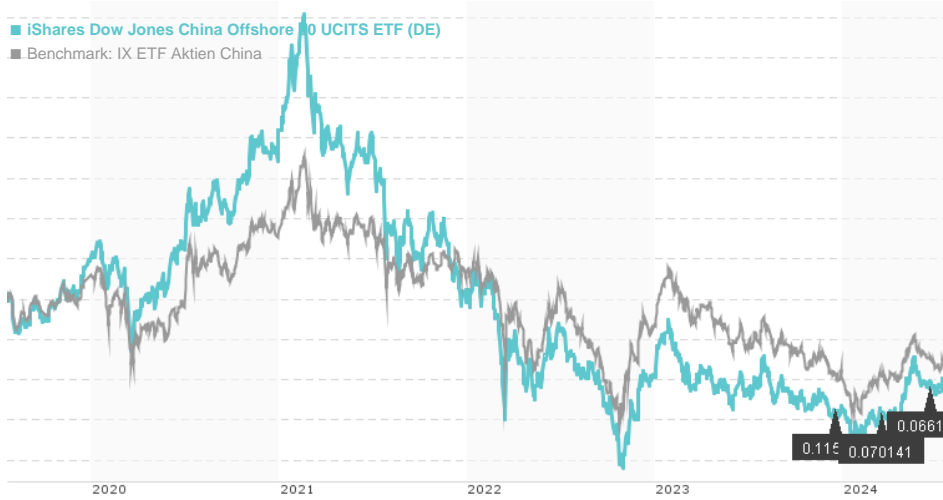


iShares Dow Jones China Offshore 50 UCITS ETF (DE) / DE000A0F5UE8 / A0F5UE / BlackRock AM (DE)

Last 07/19/2024 ¹	Country	Branch	Type of yield	Type
35.53 USD	China	ETF Stocks	paying dividend	Alternative Investm.



Risk key figures

SRI	1	2	3	4	5	6	7	
Mountain-View Funds Rating ²							EDA ³	74

Yearly Performance

2023	-8.95%
2022	-21.09%
2021	-27.86%
2020	+29.71%
2019	+22.77%

Master data		Conditions		Other figures	
-------------	--	------------	--	---------------	--

Fund type	Single fund	Issue surcharge	2.00%	Minimum investment	UNT 1
Category	Equity	Planned administr. fee	0.00%	Savings plan	-
Sub category	ETF Stocks	Deposit fees	0.00%	UCITS / OGAW	Yes
Fund domicile	Germany	Redemption charge	1.00%	Performance fee	0.00%
Tranch volume	-	Ongoing charges	-	Redeployment fee	0.00%
Total volume	(07/19/2024) USD 60.40 mill.	Dividends		Investment company	
Launch date	3/27/2006	17.06.2024	0.07 USD	BlackRock AM (DE)	
KESt report funds	Yes	15.03.2024	0.07 USD	Lenbachplatz 1, 80333, München	
Business year start	01.05.	15.12.2023	0.12 USD	Germany	
Sustainability type	-	15.09.2023	0.47 USD	https://www.blackrock.com	
Fund manager	BlackRock AM Deutschland AG	15.03.2023	0.19 USD		

Performance	1M	6M	YTD	1Y	2Y	3Y	5Y	Since start
Performance	-4.82%	+15.18%	+3.21%	-2.93%	-12.30%	-40.91%	-24.59%	+116.72%
Performance p.a.	-	-	-	-2.93%	-6.34%	-16.07%	-5.48%	+4.31%
Sharpe ratio	-2.30	1.27	0.10	-0.29	-0.37	-0.63	-0.32	0.02
Volatility	21.26%	22.94%	22.99%	22.77%	27.14%	31.16%	28.26%	27.48%
Worst month	-	-10.85%	-10.85%	-10.85%	-19.50%	-19.50%	-19.50%	-23.88%
Best month	-	7.27%	7.27%	12.37%	33.93%	33.93%	33.93%	33.93%
Maximum loss	-5.66%	-11.24%	-11.34%	-25.12%	-33.38%	-55.18%	-65.94%	-

Distribution permission

Austria, Germany

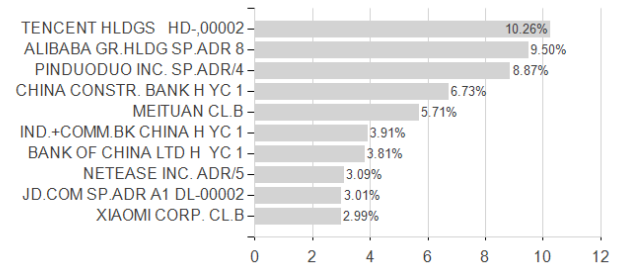
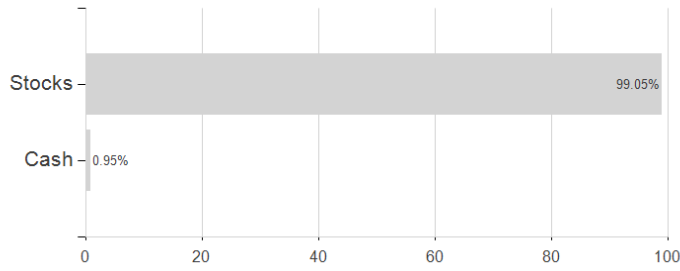
¹ Important note on update status: The displayed date refers exclusively to the calculation of the NAV.
² The Mountain-View Data Fund Rating calculates a comparative ranking for funds using yield, volatility and trend data. For more information visit [MVD Funds Rating](#)
³ Displays the Ethical-Dynamical Ratio calculated according to standard criteria. The maximum value is 100. For more information visit [EDA](#)

iShares Dow Jones China Offshore 50 UCITS ETF (DE) / DE000A0F5UE8 / A0F5UE / BlackRock AM (DE)

Assessment Structure

Assets

Largest positions



Countries

Branches

Currencies

