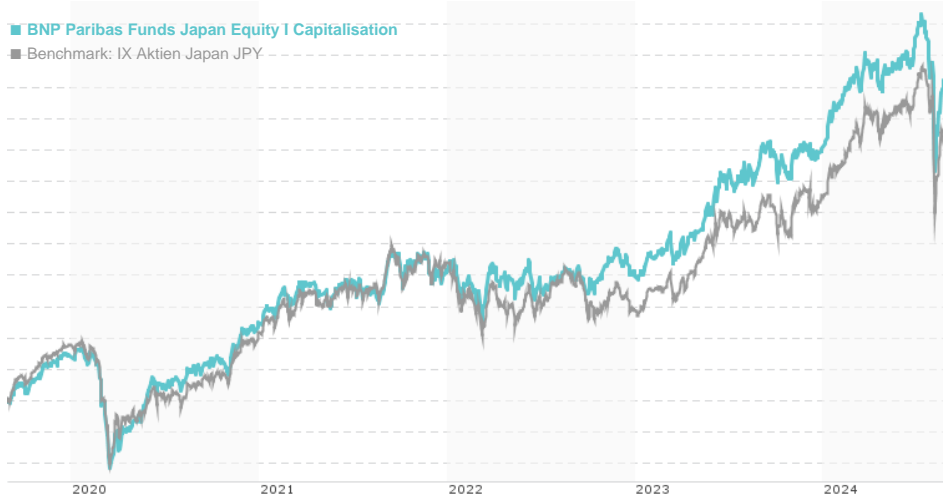


BNP Paribas Funds Japan Equity I Capitalisation / LU0101987716 / 935620 / BNP PARIBAS AM (LU)

Last 08/28/2024 ¹	Country	Branch	Type of yield	Type
7583.00 JPY	Japan	Mixed Sectors	reinvestment	Equity Fund



Risk key figures

SRI: 1 2 3 4 5 6 7

Mountain-View Funds Rating² EDA³

▲ ▲ ▲ ▲ ▲ ▲

Yearly Performance

2023	+29.02%
2022	-1.13%
2021	+13.26%
2020	+9.56%
2019	+18.79%

Master data		Conditions		Other figures	
-------------	--	------------	--	---------------	--

Fund type	Single fund	Issue surcharge	0.00%	Minimum investment	EUR 3,000,000.00
Category	Equity	Planned administr. fee	0.00%	Savings plan	-
Sub category	Mixed Sectors	Deposit fees	0.00%	UCITS / OGAW	Yes
Fund domicile	Luxembourg	Redemption charge	0.00%	Performance fee	0.00%
Tranch volume	(08/28/2024) JPY 4,739.99 mill.	Ongoing charges	-	Redeployment fee	0.00%
Total volume	(08/28/2024) JPY 34,085.49 mill.	Dividends		Investment company	
Launch date	3/27/1990	BNP PARIBAS AM (LU)			
KEST report funds	Yes	10, rue Edward Steichen, 2540, Luxembourg			
Business year start	01.01.	Luxembourg			
Sustainability type	-	https://www.bnpparibas-am.com			
Fund manager	External PM Mitsubishi UFJ Kokusai AM				

Performance	1M	6M	YTD	1Y	2Y	3Y	5Y	Since start
Performance	-2.42%	+0.64%	+12.27%	+15.77%	+44.91%	+49.74%	+105.78%	+168.34%
Performance p.a.	-	-	-	+15.72%	+20.38%	+14.42%	+15.51%	+4.26%
Sharpe ratio	-0.62	-0.09	0.74	0.63	1.00	0.63	0.68	0.03
Volatility	47.40%	24.09%	21.74%	19.55%	16.82%	17.22%	17.57%	21.60%
Worst month	-	-3.82%	-3.82%	-3.82%	-4.69%	-4.69%	-11.60%	-25.08%
Best month	-	3.52%	7.97%	7.97%	7.97%	7.97%	11.98%	15.41%
Maximum loss	-16.70%	-22.37%	-22.37%	-22.37%	-22.37%	-22.37%	-32.69%	-

Distribution permission

Austria, Germany, Switzerland, United Kingdom

¹ Important note on update status: The displayed date refers exclusively to the calculation of the NAV.
² The Mountain-View Data Fund Rating calculates a comparative ranking for funds using yield, volatility and trend data. For more information visit [MVD Funds Rating](#)
 DISCLAIMER: The information on this page are for informational purposes only and should neither an offer to sell nor a solicitation for the purchase of the security or recommendation in favor of the security to be understood. baha GmbH assumes no liability despite thorough searches for the accuracy of the data.
 Funds data from: www.mountain-view.com. Fact Sheet created by: www.baha.com
 Created: 08/29/2024

BNP Paribas Funds Japan Equity I Capitalisation / LU0101987716 / 935620 / BNP PARIBAS AM (LU)

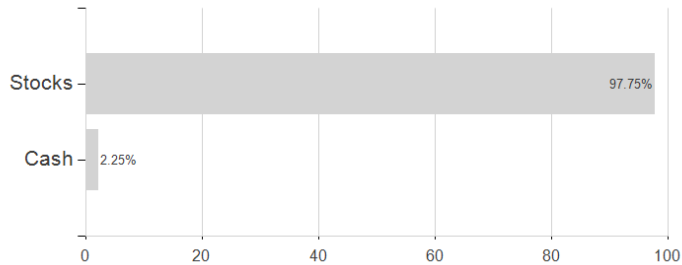
3 Displays the Ethical-Dynamical Ratio calculated according to standard criteria. The maximum value is 100. For more information visit [EDA](#)

Investment goal

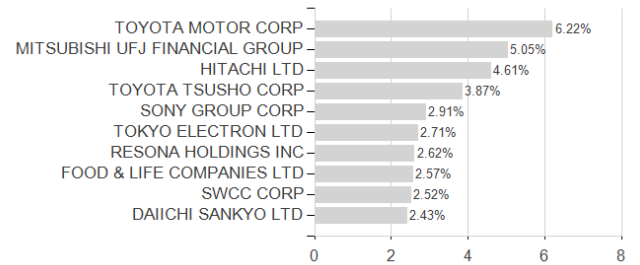
This Fund is actively managed. The benchmark Topix (RI) is used for performance comparison only. The Fund is not benchmark constrained and its performance may deviate significantly from that of the benchmark. The Fund seeks to increase the value of its assets over the medium term by investing in shares issued by Japanese companies, and/or companies operating in Japan.

Assessment Structure

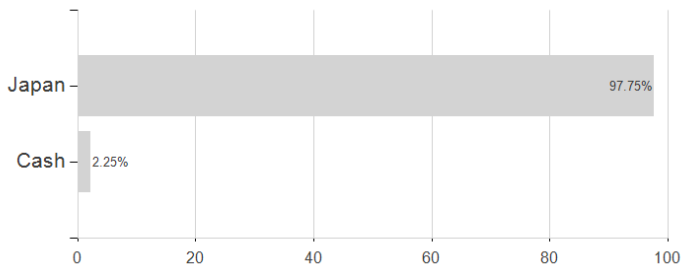
Assets



Largest positions



Countries



Branches

