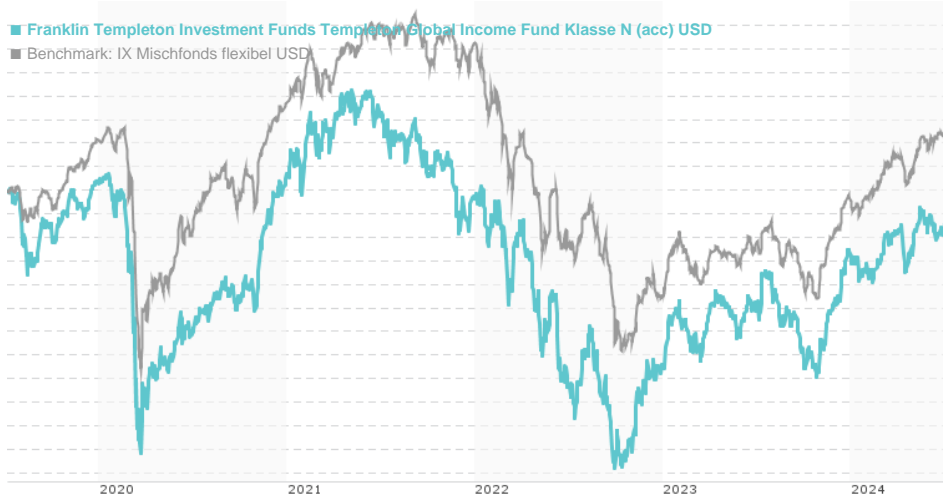


Franklin Templeton Investment Funds Templeton Global Income Fund Klasse N (acc) USD / LU0211327480 / A0DQXH

Last 07/03/2024 <sup>1</sup>	Region	Branch	Type of yield	Type
17.75 USD	Worldwide	Mixed fund/flexible	reinvestment	Mixed Fund



Risk key figures

SRI	1	2	3	4	5	6	7
Mountain-View Funds Rating <sup>2</sup>	EDA <sup>3</sup>						
	65						

Yearly Performance

2023	+11.37%
2022	-14.17%
2021	-2.16%
2020	+0.65%
2019	+6.17%

Master data		Conditions		Other figures	
Fund type	Single fund	Issue surcharge	3.00%	Minimum investment	USD 1,000.00
Category	Mixed Fund	Planned administr. fee	0.00%	Savings plan	-
Sub category	Mixed fund/flexible	Deposit fees	0.14%	UCITS / OGAW	Yes
Fund domicile	Luxembourg	Redemption charge	0.00%	Performance fee	0.00%
Tranch volume	(05/31/2024) USD 35.52 mill.	Ongoing charges	-	Redeployment fee	0.00%
Total volume	(05/31/2024) USD 184.43 mill.	<b>Dividends</b>		<b>Investment company</b>	
Launch date	5/27/2005	Franklin Templeton			
KESt report funds	Yes	Schottenring 16, 2.OG, 1010, Wien			
Business year start	01.07.	Austria			
Sustainability type	-	https://www.franklintempleton.at			
Fund manager	Derek Taner, Michael Hasenstab, Douglas Grant				

Performance	1M	6M	YTD	1Y	2Y	3Y	5Y	Since start
Performance	-0.78%	+3.56%	+2.36%	+7.25%	+16.55%	-8.74%	-3.11%	+77.50%
Performance p.a.	-	-	-	+7.23%	+7.96%	-3.01%	-0.63%	+3.05%
Sharpe ratio	-1.75	0.47	0.14	0.42	0.40	-0.58	-0.37	-0.06
Volatility	7.32%	7.55%	7.53%	8.44%	10.57%	11.51%	11.88%	11.17%
Worst month	-	-2.10%	-2.10%	-3.54%	-8.34%	-8.53%	-10.87%	-10.87%
Best month	-	2.89%	5.15%	6.73%	8.07%	8.07%	8.29%	8.98%
Maximum loss	-2.12%	-4.23%	-4.23%	-9.79%	-13.72%	-28.23%	-29.64%	-

Distribution permission

Austria, Germany, Switzerland, United Kingdom, Luxembourg

1 Important note on update status: The displayed date refers exclusively to the calculation of the NAV.  
 2 The Mountain-View Data Fund Rating calculates a comparative ranking for funds using yield, volatility and trend data. For more information visit [MVD Funds Rating](#)  
 3 Displays the Ethical-Dynamical Ratio calculated according to standard criteria. The maximum value is 100. For more information visit [EDA](#)

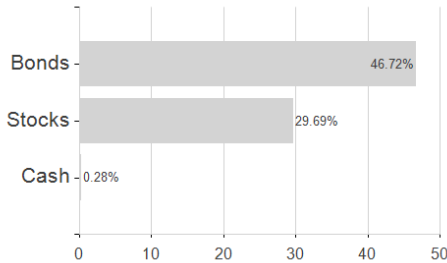
**Franklin Templeton Investment Funds Templeton Global Income Fund Klasse N (acc) USD / LU0211327480 / A0DQXH**

**Investment goal**

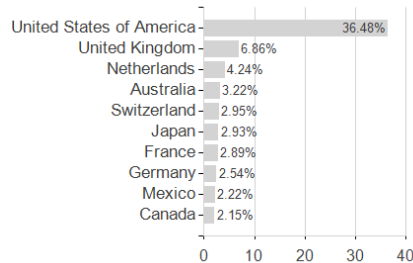
The Fund aims to maximize current income while maintaining prospects for capital appreciation by investing in a diversified portfolio of debt and equity securities worldwide. It seeks income by investing in a portfolio of fixed and floating rate debt securities and debt obligations issued by government and government-related issuers or corporate entities worldwide, including in emerging markets, as well as stocks the portfolio manager believes offer attractive dividend yields.

**Assessment Structure**

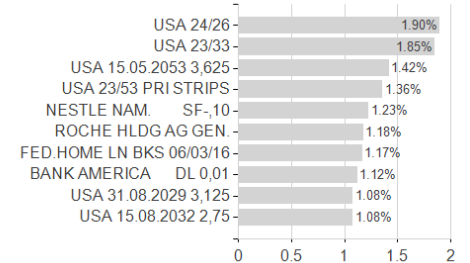
**Assets**



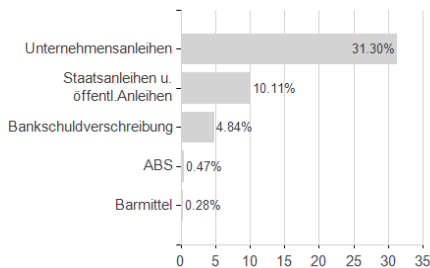
**Countries**



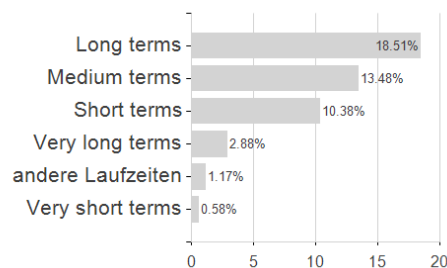
**Largest positions**



**Issuer**



**Duration**



**Currencies**

