

**JSS Sustainable Equity - Global Thematic P EUR dist / LU0229773345 / A0F6ES / J.S.Sarasin Fd.M. LU**

Last 08/27/2024 <sup>1</sup>	Region	Branch	Type of yield	Type
300.58 EUR	Worldwide	Mixed Sectors	paying dividend	Equity Fund



**Risk key figures**

SRI 1 2 3 4 5 6 7

Mountain-View Funds Rating<sup>2</sup> EDA<sup>3</sup>  
 77

**Yearly Performance**

2023	+13.40%
2022	-23.14%
2021	+19.14%
2020	+15.07%
2019	+32.93%

Master data		Conditions		Other figures	
Fund type	Single fund	Issue surcharge	3.00%	Minimum investment	UNT 0
Category	Equity	Planned administr. fee	0.00%	Savings plan	-
Sub category	Mixed Sectors	Deposit fees	0.10%	UCITS / OGAW	Yes
Fund domicile	Luxembourg	Redemption charge	0.00%	Performance fee	0.00%
Tranch volume	(08/23/2024) EUR 330.00 mill.	Ongoing charges	-	Redeployment fee	0.00%
Total volume	(07/31/2024) EUR 824.49 mill.	<b>Dividends</b>		<b>Investment company</b>	
Launch date	9/30/2005	14.10.2010	0.14 EUR	J.S.Sarasin Fd.M. LU	
KESt report funds	Yes	17-21, Boulevard Joseph II, 1840, Luxembourg			
Business year start	01.07.	Luxembourg			
Sustainability type	Ethics/ecology	http://www.jsafrasarasin.lu/internet/lu/			
Fund manager	Jeremy Thomas				

Performance	1M	6M	YTD	1Y	2Y	3Y	5Y	Since start
Performance	-1.36%	+0.20%	+8.07%	+12.23%	+6.25%	-6.72%	+40.56%	+201.29%
Performance p.a.	-	-	-	+12.20%	+3.08%	-2.29%	+7.04%	+6.01%
Sharpe ratio	-0.89	-0.24	0.74	0.74	-0.03	-0.37	0.19	0.15
Volatility	20.74%	12.90%	12.59%	11.82%	13.99%	15.93%	18.07%	16.26%
Worst month	-	-2.99%	-2.99%	-3.02%	-8.50%	-8.50%	-12.42%	-14.22%
Best month	-	4.17%	4.17%	5.56%	7.47%	9.89%	14.10%	14.10%
Maximum loss	-7.55%	-10.06%	-10.06%	-10.06%	-15.62%	-26.57%	-31.73%	-

**Distribution permission**

Austria, Germany, Switzerland, United Kingdom

<sup>1</sup> Important note on update status: The displayed date refers exclusively to the calculation of the NAV.

<sup>2</sup> The Mountain-View Data Fund Rating calculates a comparative ranking for funds using yield, volatility and trend data. For more information visit [MVD Funds Rating](#)

<sup>3</sup> Displays the Ethical-Dynamical Ratio calculated according to standard criteria. The maximum value is 100. For more information visit [EDA](#)

**JSS Sustainable Equity - Global Thematic P EUR dist / LU0229773345 / A0F6ES / J.S.Sarasin Fd.M. LU**

**Investment strategy**

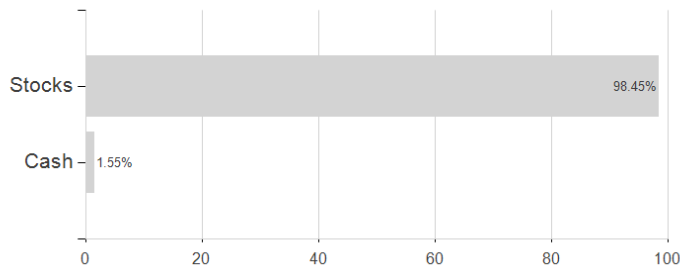
The assets of the Sub-Fund are invested either directly (min. 67% of the Sub-Fund's assets) or indirectly in worldwide equity securities. The Sub-Fund's core investments are in forward-looking themes, sectors and activities, such as clean energy, efficient resource management, healthcare, water, sustainable consumption, sustainable mobility, services and innovative management systems. Stock selection is primarily based on company specifics, with consideration also given to small and mid-cap companies. The Sub-Fund promotes environmental and social characteristics according to SFDR Art. 8, but does not have a sustainable investment objective according to SFDR Art. 9. This product considers environmental, social and governance aspects ("ESG") along the investment process with the aim to reduce controversial exposures, to align the portfolio with international norms, to mitigate sustainability risks and to harness opportunities emanating from ESG trends and to get a better-informed perspective of portfolio holdings.

**Investment goal**

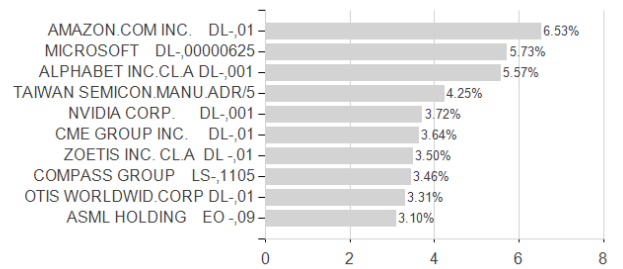
The investment objective of JSS Sustainable Equity - Global Thematic (the "Sub-Fund") is long-term capital appreciation through a globally diversified investment in equities.

**Assessment Structure**

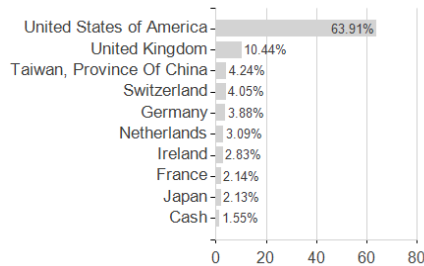
**Assets**



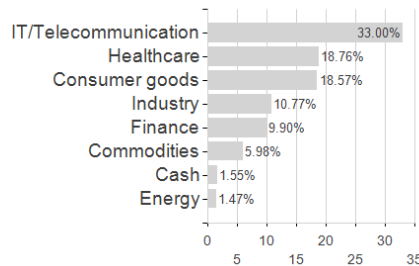
**Largest positions**



**Countries**



**Branches**



**Currencies**

