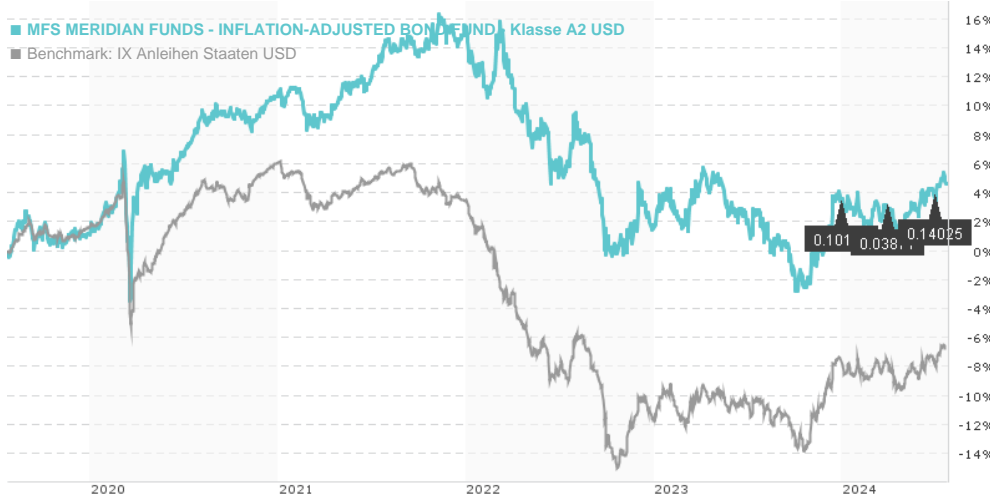


MFS MERIDIAN FUNDS - INFLATION-ADJUSTED BOND FUND - Klasse A2 USD / LU0219444675 / A0F4XA / MFS IM

| | | | | |
|------------------------------|--------------------------|------------------|-----------------|-------------------|
| Last 07/23/2024 ¹ | Country | Branch | Type of yield | Type |
| 9.48 USD | United States of America | Government Bonds | paying dividend | Fixed-Income Fund |



Risk key figures

| | | | | | | | |
|---|------------------|---|---|---|---|---|----|
| SRI | 1 | 2 | 3 | 4 | 5 | 6 | 7 |
| Mountain-View Funds Rating ² | EDA ³ | | | | | | 55 |

Yearly Performance

| | |
|------|---------|
| 2023 | +1.89% |
| 2022 | -12.09% |
| 2021 | +4.15% |
| 2020 | +9.73% |
| 2019 | +7.49% |

| Master data | | Conditions | | Other figures | |
|---------------------|--|------------------------|----------|-----------------------------------|-------|
| Fund type | Single fund | Issue surcharge | 6.00% | Minimum investment | UNT 0 |
| Category | Bonds | Planned administr. fee | 0.00% | Savings plan | - |
| Sub category | Government Bonds | Deposit fees | 0.00% | UCITS / OGAW | Yes |
| Fund domicile | Luxembourg | Redemption charge | 0.00% | Performance fee | 0.00% |
| Tranch volume | (07/22/2024) USD 7.84 mill. | Ongoing charges | - | Redeployment fee | 0.00% |
| Total volume | (07/22/2024) USD 104.03 mill. | Dividends | | Investment company | |
| Launch date | 6/9/2004 | 28.06.2024 | 0.14 USD | MFS IM Co. (LU) | |
| KESt report funds | Yes | 28.03.2024 | 0.04 USD | One Carter Lane, EC4V 5ER, London | |
| Business year start | 01.02. | 29.12.2023 | 0.10 USD | United Kingdom | |
| Sustainability type | - | 29.09.2023 | 0.11 USD | https://www.mfs.com | |
| Fund manager | Geoffrey Schechter, Erik Weisman, Rob Hall | 30.06.2023 | 0.13 USD | | |

| Performance | 1M | 6M | YTD | 1Y | 2Y | 3Y | 5Y | Since start |
|------------------|--------|--------|--------|--------|---------|---------|---------|-------------|
| Performance | +0.33% | +1.90% | +1.16% | +1.82% | -2.33% | -7.98% | +4.83% | +57.03% |
| Performance p.a. | - | - | - | +1.82% | -1.17% | -2.73% | +0.95% | +2.27% |
| Sharpe ratio | 0.12 | 0.03 | -0.33 | -0.30 | -0.69 | -0.93 | -0.43 | -0.25 |
| Volatility | 4.06% | 4.83% | 4.85% | 6.26% | 7.05% | 6.91% | 6.48% | 5.85% |
| Worst month | - | -1.58% | -1.58% | -2.24% | -6.26% | -6.26% | -6.26% | -8.98% |
| Best month | - | 1.71% | 2.79% | 2.96% | 4.10% | 4.10% | 4.10% | 5.78% |
| Maximum loss | -0.84% | -2.52% | -2.52% | -5.41% | -11.26% | -16.39% | -16.39% | - |

Distribution permission

Austria, Germany, Switzerland, United Kingdom

¹ Important note on update status: The displayed date refers exclusively to the calculation of the NAV.
² The Mountain-View Data Fund Rating calculates a comparative ranking for funds using yield, volatility and trend data. For more information visit [MVD Funds Rating](#)
³ Displays the Ethical-Dynamical Ratio calculated according to standard criteria. The maximum value is 100. For more information visit [EDA](#)

MFS MERIDIAN FUNDS - INFLATION-ADJUSTED BOND FUND - Klasse A2 USD / LU0219444675 / A0F4XA / MFS IM

Investment strategy

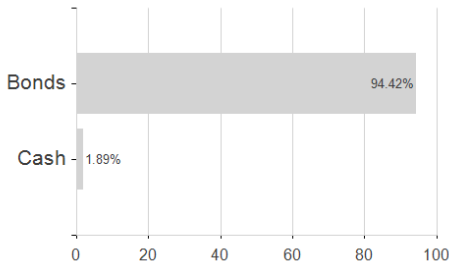
The fund invests primarily in U.S. Treasury inflation-adjusted debt instruments, but may also invest in (i) inflation-linked swaps, (ii) inflation-adjusted debt instruments issued by other U.S. and foreign government and corporate entities and (iii) non-inflation-adjusted debt instruments, including corporate bonds and securitized instruments. The Investment Manager may consider environmental, social and governance (ESG) factors in its fundamental analysis alongside other factors.

Investment goal

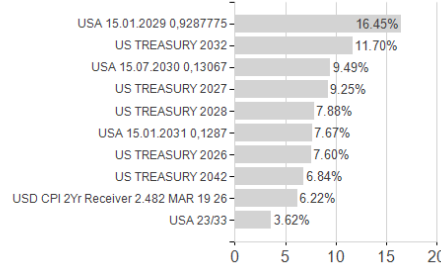
The fund's objective is total return that exceeds the rate of inflation as measured in the U.S. over the long term, measured in U.S. dollars.

Assessment Structure

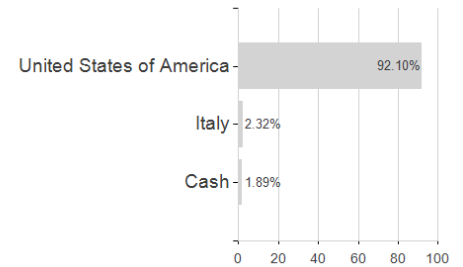
Assets



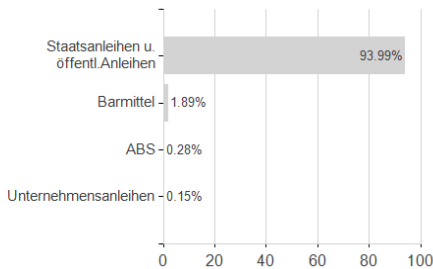
Largest positions



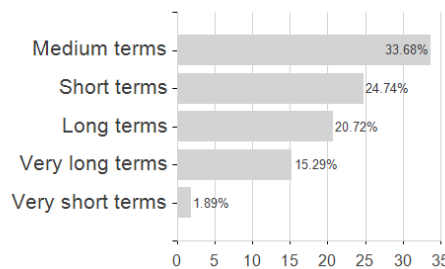
Countries



Issuer



Duration



Currencies

