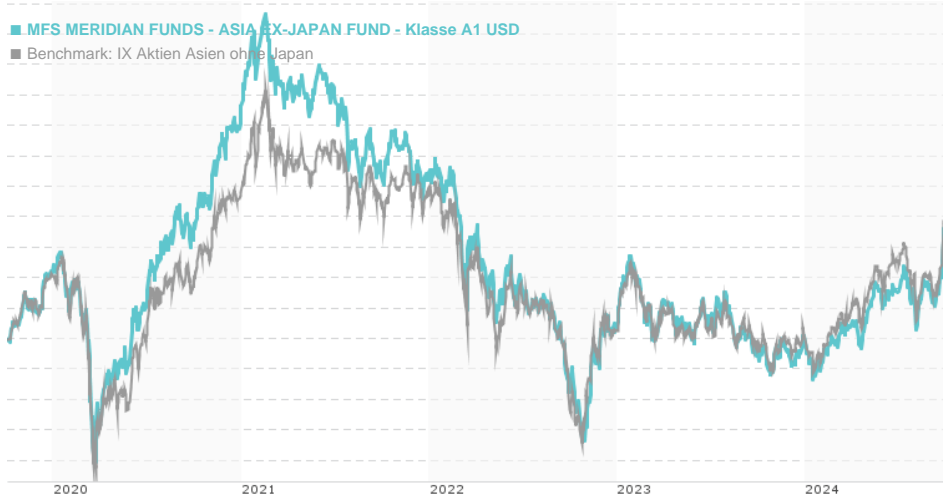


**MFS MERIDIAN FUNDS - ASIA EX-JAPAN FUND - Klasse A1 USD / LU0219441226 / A0ESBC / MFS IM Co. (LU)**

Last 10/02/2024 <sup>1</sup>	Region	Branch	Type of yield	Type
36.18 USD	Asia (excl. Japan)	Mixed Sectors	reinvestment	Equity Fund



**Risk key figures**

SRI	1	2	3	4	5	6	7
Mountain-View Funds Rating <sup>2</sup>	EDA <sup>3</sup>						
	76						

**Yearly Performance**

2023	-1.08%
2022	-20.21%
2021	-7.86%
2020	+24.58%
2019	+19.03%

Master data		Conditions		Other figures	
Fund type	Single fund	Issue surcharge	6.00%	Minimum investment	UNT 0
Category	Equity	Planned administr. fee	0.00%	Savings plan	-
Sub category	Mixed Sectors	Deposit fees	0.00%	UCITS / OGAW	Yes
Fund domicile	Luxembourg	Redemption charge	0.00%	Performance fee	0.00%
Tranch volume	(10/02/2024) USD 29.94 mill.	Ongoing charges	-	Redeployment fee	0.00%
Total volume	(10/02/2024) USD 42.16 mill.	<b>Dividends</b>		<b>Investment company</b>	
Launch date	6/12/2000	MFS IM Co. (LU)			
KESt report funds	Yes	One Carter Lane, EC4V 5ER, London			
Business year start	01.02.	United Kingdom			
Sustainability type	-	https://www.mfs.com			
Fund manager	Sanjay Natarajan				

Performance	1M	6M	YTD	1Y	2Y	3Y	5Y	Since start
Performance	+12.19%	+16.60%	+19.56%	+22.81%	+30.66%	-4.06%	+21.29%	+261.80%
Performance p.a.	-	-	-	+22.74%	+14.31%	-1.37%	+3.93%	+5.43%
Sharpe ratio	18.15	2.24	1.68	1.43	0.69	-0.27	0.04	0.11
Volatility	17.74%	14.55%	14.07%	13.70%	16.13%	17.44%	18.80%	19.15%
Worst month	-	0.52%	-5.72%	-5.72%	-8.79%	-12.52%	-13.54%	-22.74%
Best month	-	7.47%	7.47%	7.47%	21.75%	21.75%	21.75%	21.75%
Maximum loss	-1.46%	-9.36%	-9.36%	-9.36%	-17.84%	-37.93%	-45.61%	-

**Distribution permission**

Austria, Germany, Switzerland, United Kingdom, Luxembourg, Czech Republic

<sup>1</sup> Important note on update status: The displayed date refers exclusively to the calculation of the NAV.

<sup>2</sup> The Mountain-View Data Fund Rating calculates a comparative ranking for funds using yield, volatility and trend data. For more information visit [MVD Funds Rating](#)

<sup>3</sup> Displays the Ethical-Dynamical Ratio calculated according to standard criteria. The maximum value is 100. For more information visit [EDA](#)

**MFS MERIDIAN FUNDS - ASIA EX-JAPAN FUND - Klasse A1 USD / LU0219441226 / A0ESBC / MFS IM Co. (LU)**

**Investment strategy**

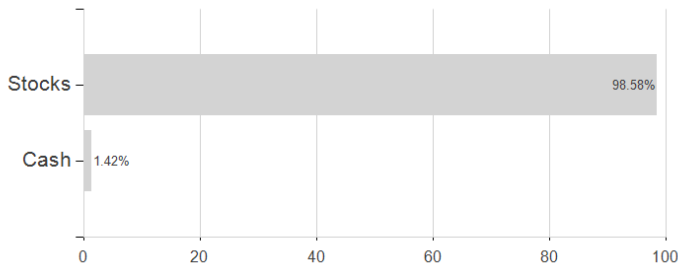
The fund invests primarily (at least 70%) in Asian equity securities excluding Japanese equity securities. The fund may invest a relatively large percentage of the fund's assets in a small number of companies. The Investment Manager may consider environmental, social and governance (ESG) factors in its fundamental analysis alongside other factors.

**Investment goal**

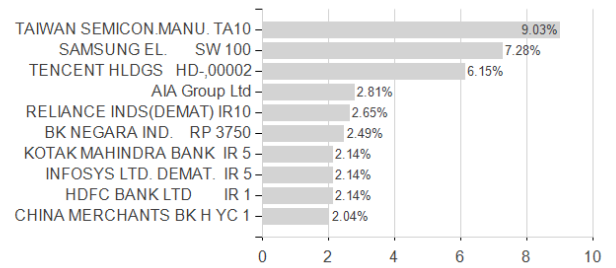
The fund's objective is capital appreciation, measured in U.S. dollars.

**Assessment Structure**

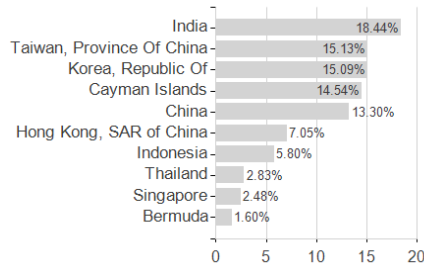
**Assets**



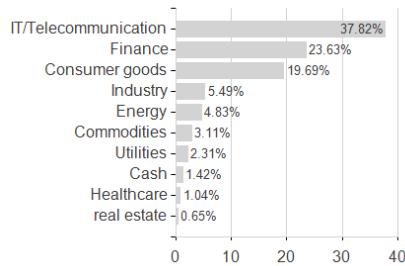
**Largest positions**



**Countries**



**Branches**



**Currencies**

