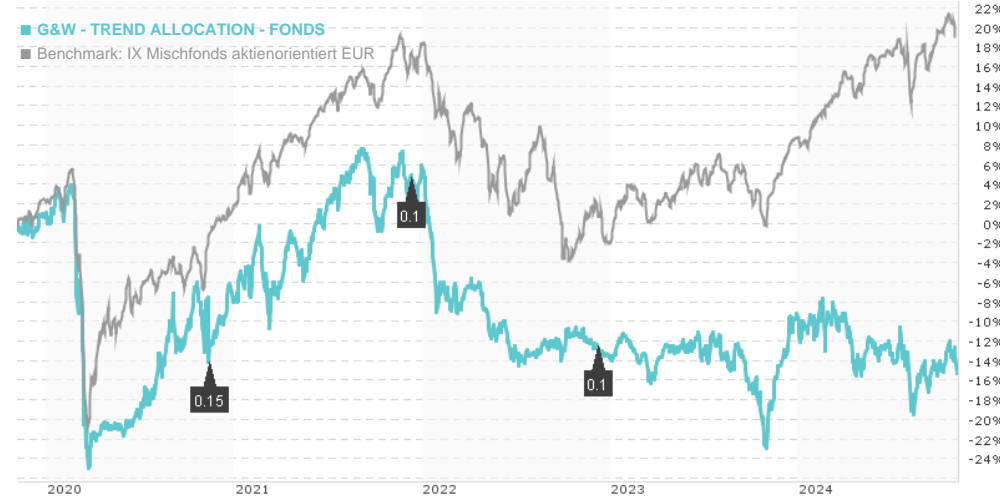


G&W - TREND ALLOCATION - FONDS / DE0006780380 / 678038 / WARBURG INVEST KAG

Last 11/05/2024 ¹	Country	Branch	Type of yield	Type
147.56 EUR	United States of America	Mixed Fund/Focus Equity	paying dividend	Mixed Fund



Risk key figures

SRI	1	2	3	4	5	6	7
Mountain-View Funds Rating ²	EDA ³						60

Yearly Performance

2023	+5.28%
2022	-18.59%
2021	+14.46%
2020	-8.54%
2019	+12.49%

Master data		Conditions		Other figures	
Fund type	Single fund	Issue surcharge	4.00%	Minimum investment	UNT 0
Category	Mixed Fund	Planned administr. fee	0.00%	Savings plan	-
Sub category	Mixed Fund/Focus Equity	Deposit fees	0.10%	UCITS / OGAW	Yes
Fund domicile	Germany	Redemption charge	0.00%	Performance fee	10.00%
Tranch volume	(11/05/2024) EUR 5.97 mill.	Ongoing charges	-	Redeployment fee	0.00%
Total volume	(06/30/2023) EUR 7.77 mill.	Dividends		Investment company	
Launch date	5/18/2005	06.12.2022	0.10 EUR	WARBURG INVEST KAG	
KESt report funds	No	08.12.2021	0.10 EUR	Ferdinandstraße 75, 20095, Hamburg	
Business year start	01.10.	11.11.2020	0.15 EUR	Germany	
Sustainability type	-	20.11.2019	0.60 EUR	https://www.warburg-fonds.com	
Fund manager	Grohmann & Weinrauter, Königstein	09.11.2018	0.80 EUR		

Performance	1M	6M	YTD	1Y	2Y	3Y	5Y	Since start
Performance	-0.80%	-0.52%	-6.63%	+3.89%	-5.03%	-19.85%	-15.16%	+50.17%
Performance p.a.	-	-	-	+3.89%	-2.55%	-7.10%	-3.23%	+2.11%
Sharpe ratio	-1.07	-0.30	-0.75	0.06	-0.47	-0.91	-0.48	-0.06
Volatility	11.90%	13.67%	14.46%	14.23%	11.89%	11.24%	13.20%	15.31%
Worst month	-	-2.99%	-5.26%	-5.26%	-7.66%	-13.08%	-14.99%	-16.50%
Best month	-	2.07%	5.66%	11.42%	11.42%	11.42%	11.42%	13.98%
Maximum loss	-3.72%	-9.94%	-12.75%	-12.75%	-13.64%	-28.16%	-28.36%	-

Distribution permission

Germany, Czech Republic

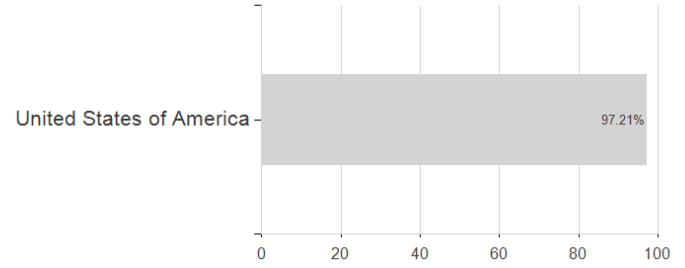
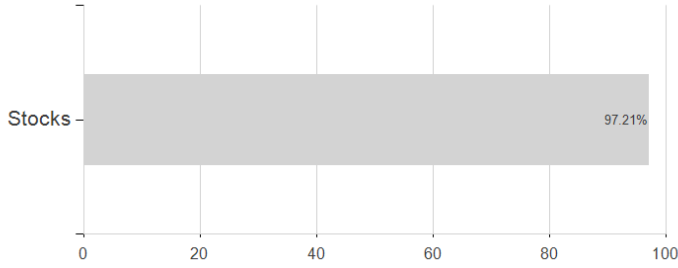
1 Important note on update status: The displayed date refers exclusively to the calculation of the NAV.
 2 The Mountain-View Data Fund Rating calculates a comparative ranking for funds using yield, volatility and trend data. For more information visit [MVD Funds Rating](#)
 3 Displays the Ethical-Dynamical Ratio calculated according to standard criteria. The maximum value is 100. For more information visit [EDA](#)
 DISCLAIMER: The information on this page are for informational purposes only and should neither an offer to sell nor a solicitation for the purchase of the security or recommendation in favor of the security to be understood. baha GmbH assumes no liability despite thorough searches for the accuracy of the data.
 Funds data from: www.mountain-view.com. Fact Sheet created by: www.baha.com
 Created: 11/05/2024

G&W - TREND ALLOCATION - FONDS / DE0006780380 / 678038 / WARBURG INVEST KAG

Assessment Structure

Assets

Countries



Largest positions

Currencies

Branches

