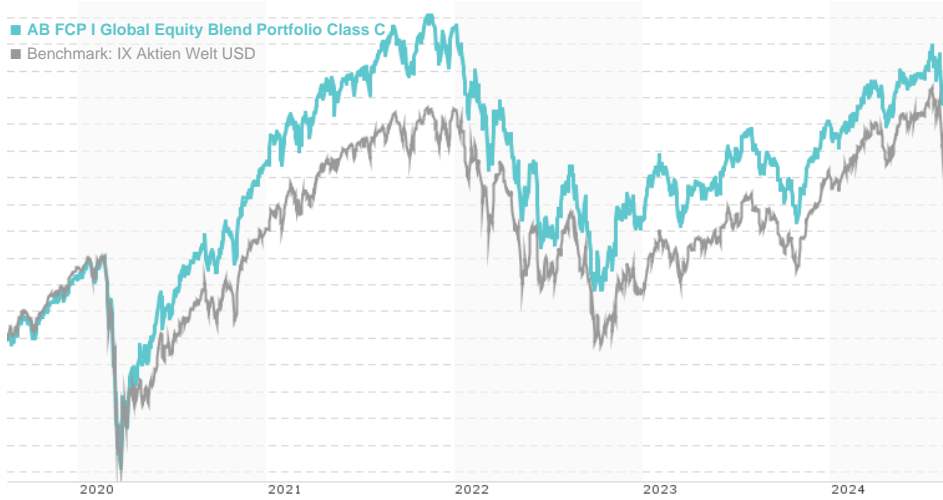


AB FCP I Global Equity Blend Portfolio Class C / LU0203203202 / A0DK11 / AllianceBernstein LU

Last 08/13/2024 ¹	Region	Branch	Type of yield	Type
26.21 USD	Worldwide	Mixed Sectors	reinvestment	Equity Fund



Risk key figures

SRI	1	2	3	4	5	6	7
Mountain-View Funds Rating ²	EDA ³						
	69						

Yearly Performance

2023	+15.21%
2022	-22.85%
2021	+18.68%
2020	+19.63%
2019	+24.03%

Master data		Conditions		Other figures	
Fund type	Single fund	Issue surcharge	1.00%	Minimum investment	USD 2,000.00
Category	Equity	Planned administr. fee	0.00%	Savings plan	-
Sub category	Mixed Sectors	Deposit fees	0.00%	UCITS / OGAW	Yes
Fund domicile	Luxembourg	Redemption charge	0.00%	Performance fee	0.00%
Tranch volume	(08/13/2024) USD 2.73 mill.	Ongoing charges	-	Redeployment fee	0.00%
Total volume	(08/13/2024) USD 96.49 mill.	Dividends		Investment company	
Launch date	11/2/2004	AllianceBernstein LU			
KESt report funds	No	2-4, rue Eugene Ruppert, 2453, Luxembourg			
Business year start	01.09.	Luxembourg			
Sustainability type	-	https://www.alliancebernstein.com			
Fund manager	Avi Lavi, Daniel C. Roarty, Nelson Yu				

Performance	1M	6M	YTD	1Y	2Y	3Y	5Y	Since start
Performance	-2.46%	+7.15%	+6.46%	+11.01%	+13.12%	-3.82%	+48.16%	+118.60%
Performance p.a.	-	-	-	+11.01%	+6.38%	-1.29%	+8.17%	+4.03%
Sharpe ratio	-1.49	0.90	0.59	0.61	0.19	-0.29	0.24	0.02
Volatility	20.44%	12.61%	12.17%	12.24%	15.22%	16.88%	19.70%	19.67%
Worst month	-	-4.51%	-4.51%	-4.51%	-10.74%	-10.74%	-15.11%	-22.27%
Best month	-	4.40%	4.72%	8.74%	9.09%	9.09%	11.45%	12.05%
Maximum loss	-7.04%	-7.04%	-7.04%	-9.66%	-17.52%	-32.07%	-34.40%	-

Distribution permission

Austria, Germany, Switzerland, Luxembourg

¹ Important note on update status: The displayed date refers exclusively to the calculation of the NAV.

² The Mountain-View Data Fund Rating calculates a comparative ranking for funds using yield, volatility and trend data. For more information visit [MVD Funds Rating](#)

³ Displays the Ethical-Dynamical Ratio calculated according to standard criteria. The maximum value is 100. For more information visit [EDA](#)

DISCLAIMER: The information on this page are for informational purposes only and should neither an offer to sell nor a solicitation for the purchase of the security or recommendation in favor of the security to be understood. baha GmbH assumes no liability despite thorough searches for the accuracy of the data.

Funds data from: www.mountain-view.com. Fact Sheet created by: www.baha.com

AB FCP I Global Equity Blend Portfolio Class C / LU0203203202 / A0DK11 / AllianceBernstein LU

Investment strategy

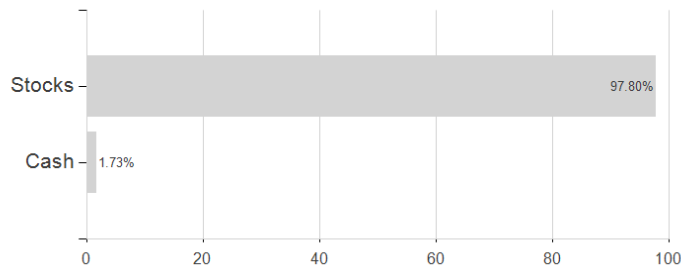
Under normal circumstances, the Portfolio invests mainly in equities of companies anywhere in the world, including in emerging market countries. The Portfolio aims to invest, roughly equally, in securities (i) that have the potential to achieve superior earnings growth (growth component) and (ii) that it believes are attractively priced relative to their potential for future earnings (value component). The relative weightings of both components will vary within a range of maximum +/- 10% in response to markets.

Investment goal

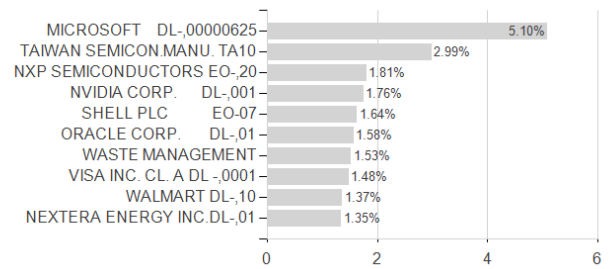
The Portfolio seeks to increase the value of your investment over the long term.

Assessment Structure

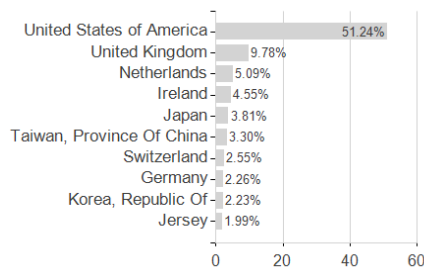
Assets



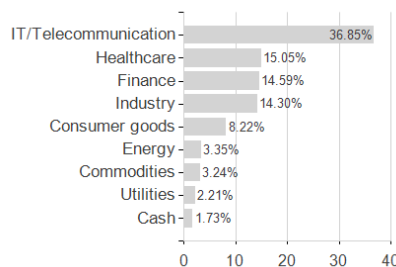
Largest positions



Countries



Branches



Currencies

