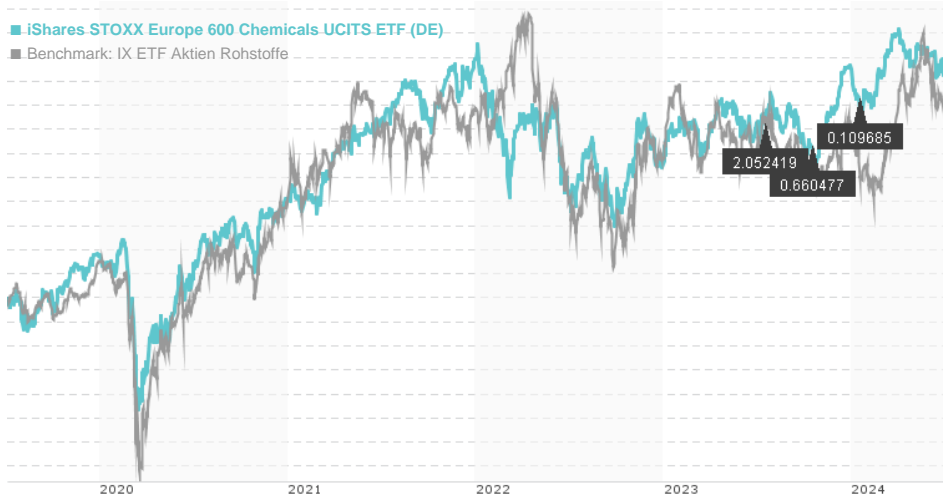


iShares STOXX Europe 600 Chemicals UCITS ETF (DE) / DE000A0H08E0 / A0H08E / BlackRock AM (DE)

Last 07/04/2024 <sup>1</sup>	Region	Branch	Type of yield	Type
128.08 EUR	Europe	ETF Stocks	paying dividend	Alternative Investm.



Risk key figures

SRI	1	2	3	4	5	6	7
Mountain-View Funds Rating <sup>2</sup>	EDA <sup>3</sup>						74

Yearly Performance

2023	+16.50%
2022	-14.95%
2021	+24.52%
2020	+10.61%
2019	+31.76%

Master data		Conditions		Other figures	
Fund type	Single fund	Issue surcharge	2.00%	Minimum investment	UNT 1
Category	Equity	Planned administr. fee	0.00%	Savings plan	Yes
Sub category	ETF Stocks	Deposit fees	0.00%	UCITS / OGAW	Yes
Fund domicile	Germany	Redemption charge	1.00%	Performance fee	0.00%
Tranch volume	-	Ongoing charges	-	Redeployment fee	0.00%
Total volume	(07/04/2024) EUR 90.26 mill.	Dividends		Investment company	
Launch date	7/8/2002	16.01.2024	0.11 EUR	BlackRock AM (DE)	
KESt report funds	Yes	16.10.2023	0.66 EUR	Lenbachplatz 1, 80333, München	
Business year start	29.02.	17.07.2023	2.05 EUR	Germany	
Sustainability type	-	17.04.2023	0.25 EUR	https://www.blackrock.com	
Fund manager	BlackRock AM Deutschland AG	16.01.2023	0.20 EUR		

Performance	1M	6M	YTD	1Y	2Y	3Y	5Y	Since start
Performance	-1.33%	+2.65%	+0.07%	+8.60%	+21.49%	+7.93%	+47.73%	+545.68%
Performance p.a.	-	-	-	+8.57%	+10.21%	+2.58%	+8.11%	+8.85%
Sharpe ratio	-1.35	0.15	-0.31	0.38	0.41	-0.07	0.23	0.25
Volatility	13.80%	11.49%	11.66%	12.83%	15.74%	17.18%	19.33%	20.47%
Worst month	-	-3.75%	-3.75%	-4.15%	-5.62%	-11.82%	-11.82%	-17.85%
Best month	-	6.09%	6.61%	6.61%	8.68%	8.68%	12.07%	16.01%
Maximum loss	-3.66%	-6.47%	-6.47%	-11.46%	-13.80%	-24.78%	-31.50%	-

Distribution permission

Austria, Germany, Switzerland

1 Important note on update status: The displayed date refers exclusively to the calculation of the NAV.  
 2 The Mountain-View Data Fund Rating calculates a comparative ranking for funds using yield, volatility and trend data. For more information visit [MVD Funds Rating](#)  
 3 Displays the Ethical-Dynamical Ratio calculated according to standard criteria. The maximum value is 100. For more information visit [EDA](#)

**iShares STOXX Europe 600 Chemicals UCITS ETF (DE) / DE000A0H08E0 / A0H08E / BlackRock AM (DE)**

**Investment strategy**

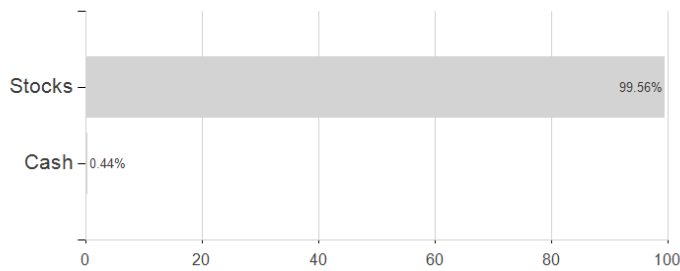
The Index measures the performance of the European Chemicals sector as defined by the Industry Classification Benchmark (ICB) and is a subset of the STOXX® Europe 600 index, which comprises 600 of the largest stocks across 18 European countries. The Index rebalances quarterly with components weighted by free float market capitalisation and capped to maintain compliance with UCITS diversification standards. Free float market capitalisation is the market value of a company's readily available outstanding shares. The Fund mostly invests in equities in order to achieve the investment objective. The proportion of assets in the Fund which matches the weighting of the Index (duplication percentage) is at least 95% of the Fund's assets.

**Investment goal**

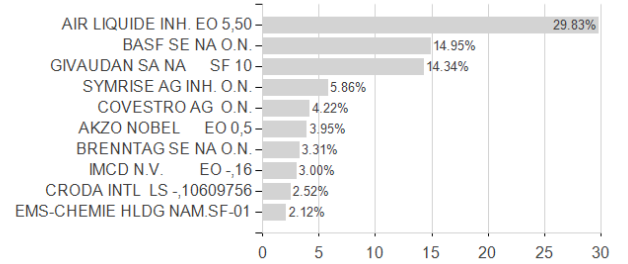
The sub-fund iShares STOXX Europe 600 Chemicals UCITS ETF (DE) (the "Fund") is a passively managed exchange traded fund (ETF) that aims to track the performance of the STOXX® Europe 600 Chemicals (Price Index) as closely as possible. In this regard, it aims to replicate the benchmark (Index).

**Assessment Structure**

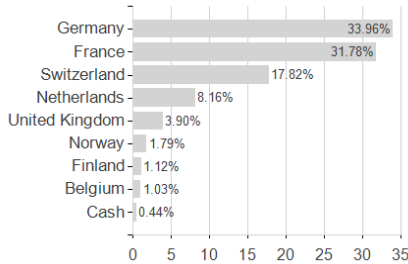
**Assets**



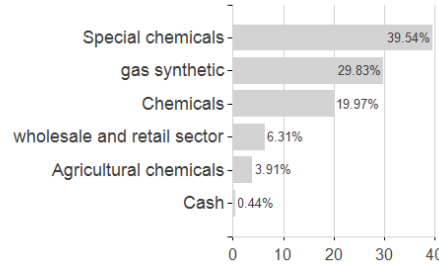
**Largest positions**



**Countries**



**Branches**



**Currencies**

