

AB SICAV I All Market Income Portfolio Class A2X / LU0203202063 / A0DK1V / AllianceBernstein LU

Last 11/14/2024 ¹	Region	Branch	Type of yield	Type
26.63 USD	Worldwide	Mixed fund/flexible	reinvestment	Mixed Fund



Risk key figures

SRI	1	2	3	4	5	6	7
Mountain-View Funds Rating ²	EDA ³						
	70						

Yearly Performance

2023	+13.38%
2022	-15.95%
2021	+6.99%
2020	-2.20%
2019	+16.23%

Master data		Conditions		Other figures	
Fund type	Single fund	Issue surcharge	5.00%	Minimum investment	USD 2,000.00
Category	Mixed Fund	Planned administr. fee	0.00%	Savings plan	-
Sub category	Mixed fund/flexible	Deposit fees	0.50%	UCITS / OGAW	Yes
Fund domicile	Luxembourg	Redemption charge	0.00%	Performance fee	0.00%
Tranch volume	(11/14/2024) USD 0.716 mill.	Ongoing charges	-	Redeployment fee	0.00%
Total volume	(11/14/2024) USD 1,448.13 mill.	Dividends		Investment company	
Launch date	11/2/2004	AllianceBernstein LU			
KEST report funds	Yes	2-4, rue Eugene Ruppert, 2453, Luxembourg			
Business year start	01.06.	Luxembourg			
Sustainability type	-	https://www.alliancebernstein.com			
Fund manager	Daniel Loewy, Fahd Malik, Karen Watkin				

Performance	1M	6M	YTD	1Y	2Y	3Y	5Y	Since start
Performance	-0.45%	+6.43%	+10.64%	+17.00%	+25.61%	+5.63%	+12.41%	+77.53%
Performance p.a.	-	-	-	+16.95%	+12.06%	+1.84%	+2.36%	+2.90%
Sharpe ratio	-1.70	1.75	1.61	2.42	1.52	-0.16	-0.07	-0.02
Volatility	4.82%	5.81%	5.80%	5.77%	5.97%	7.18%	9.03%	7.14%
Worst month	-	-1.38%	-2.87%	-2.87%	-2.87%	-5.83%	-16.30%	-16.30%
Best month	-	2.63%	3.97%	6.24%	6.24%	6.24%	6.24%	6.24%
Maximum loss	-1.68%	-3.15%	-3.55%	-3.55%	-4.96%	-19.19%	-28.51%	-

Distribution permission

Austria, Germany, Switzerland, Luxembourg, Czech Republic

¹ Important note on update status: The displayed date refers exclusively to the calculation of the NAV.

² The Mountain-View Data Fund Rating calculates a comparative ranking for funds using yield, volatility and trend data. For more information visit [MVD Funds Rating](#)

DISCLAIMER: The information on this page are for informational purposes only and should neither an offer to sell nor a solicitation for the purchase of the security or recommendation in favor of the security to be understood. baha GmbH assumes no liability despite thorough searches for the accuracy of the data.

Funds data from: www.mountain-view.com. Fact Sheet created by: www.baha.com

AB SICAV I All Market Income Portfolio Class A2X / LU0203202063 / A0DK1V / AllianceBernstein LU

3 Displays the Ethical-Dynamical Ratio calculated according to standard criteria. The maximum value is 100. For more information visit [EDA](#)

Investment strategy

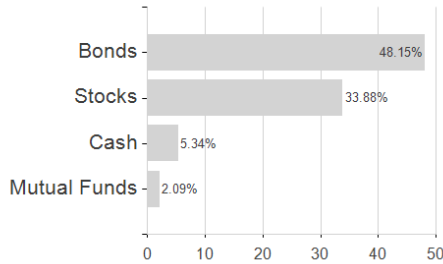
Under normal market conditions, the Portfolio typically invests in equity securities and debt securities of any credit quality of government and corporate issuers anywhere in the world, including emerging market countries. The Portfolio may also seek exposure to other asset classes such as real estate, currencies and interest rates, as well as to eligible indices. The Portfolio is not limited in its exposure to equity, debt securities or currencies.

Investment goal

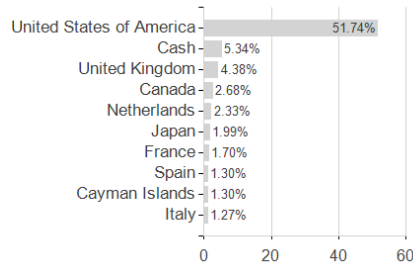
The Portfolio seeks to increase the value of your investment over time through a combination of income and capital growth (total return).

Assessment Structure

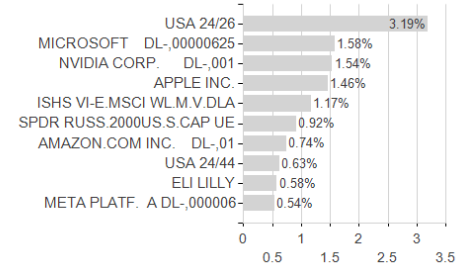
Assets



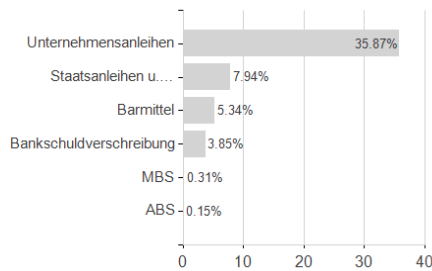
Countries



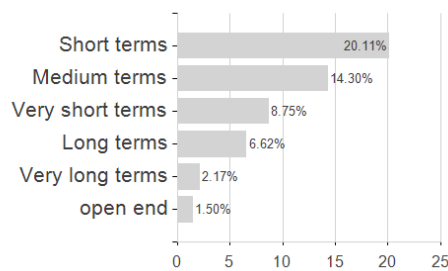
Largest positions



Issuer



Duration



Currencies

